

Report Prepared On: 02/01/13

**Structured Product Details**

<b>Name</b>	Buffered Return Optimization Securities linked to Gold
<b>Issue Size</b>	\$5.38 million
<b>Issue Price</b>	\$10
<b>Term</b>	36 Months
<b>Annualized Coupon</b>	0.00%
<b>Pricing Date</b>	November 23, 2011
<b>Issue Date</b>	November 30, 2011
<b>Valuation Date</b>	November 24, 2014
<b>Maturity Date</b>	November 28, 2014
<b>Issuer</b>	UBS
<b>CDS Rate</b>	208.93 bps
<b>Swap Rate</b>	0.90%
<b>Reference Asset</b>	Gold's stock
<b>Initial Level</b>	\$1,681.00
<b>Dividend Rate</b>	2.24%
<b>Implied Volatility Delta<sup>1</sup></b>	29.07% 0.51
<b>Fair Price at Issue</b>	\$9.23
<b>CUSIP</b>	902669381
<b>SEC Link</b>	<a href="http://www.sec.gov/Archives/edgar/data/1114446/000119312511323127/d261590d424b2.htm">www.sec.gov/Archives/edgar/data/1114446/000119312511323127/d261590d424b2.htm</a>

**Related Research**

**Research Papers:**  
[www.slcg.com/research.php](http://www.slcg.com/research.php)

- "Are Structured Products Suitable for Retail Investors?" December 2006.
- "Structured Products in the Aftermath of Lehman Brothers," November 2009.
- "What TiVo and JP Morgan Teach Us about Reverse Convertibles," June 2010.

**Tim Husson, Ph.D.,**  
 Senior Financial Economist, SLCG  
 (+1) 703.890.0743  
[TimHusson@slcg.com](mailto:TimHusson@slcg.com)

**Buffered Return Optimization Securities linked to Gold**

**Description**

UBS issued \$5.38 million of Buffered Return Optimization Securities linked to Gold on November 30, 2011 at \$10 per note.

These notes are UBS-branded Buffered PLUS securities that do not pay periodic coupons, but instead pay a single amount at maturity depending on the final level of Gold's stock.

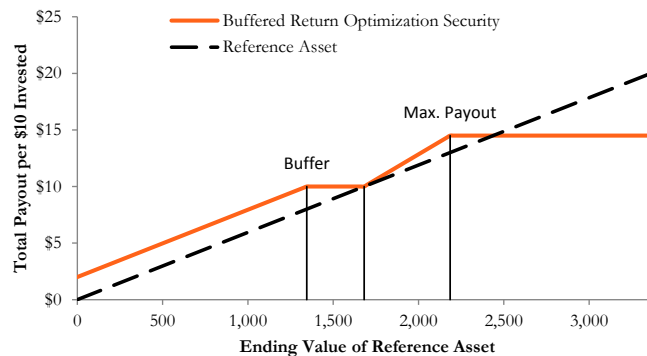
If on November 24, 2014 Gold's stock price is higher than \$1,681.00, but lower than \$2,185.30, the notes pay a return equal to the percentage increase in Gold's stock multiplied by 1.5, up to a cap of 45.00%. If on November 24, 2014 the refe is below \$1,681.00 but not below \$1,344.80, investors receive \$10 face value per note. If Gold's stock price on November 24, 2014 is lower than \$1,344.80, investors receive face value per note reduced by the amount the reference asset is below \$1,344.80 as a percent of the initial level, \$1,681.00.

**Valuation**

This product can be valued as a combination of a note from UBS, one short out-of-the-money put option, 1.5 long at-the-money call options, and 1.5 short out-of-the-money call options. For reasonable valuation inputs this note was worth \$9.23 when it was issued on November 30, 2011 because the value of the options investors gave UBS plus the interest investors would have received on UBS's straight debt was worth \$0.77 more than the options investors received from UBS.

There is no active secondary market for most structured products. Structured products, including this note, therefore are much less liquid than simple stocks, bonds, notes and mutual funds. Investors are likely to receive less than the structured product's estimated market value if they try to sell the structured product prior to maturity. Our valuations do not incorporate this relative lack of liquidity and therefore should be considered an upper bound on the value of the structured product.

**Payoff Curve at Maturity**

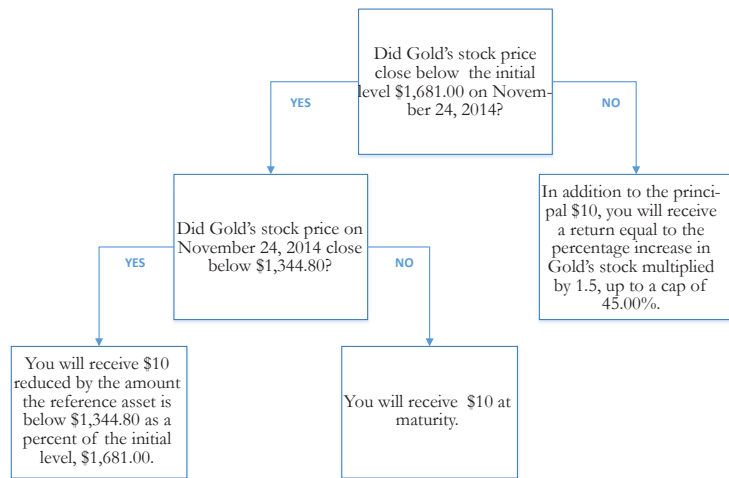


The payoff diagram shows the final payoff of this note given Gold's stock price (horizontal axis). For comparison, the dashed line shows the payoff if you invested in Gold's stock directly.

**Principal Payback Table**

Gold's Stock	Note Payoff
\$0.00	\$2.00
\$168.10	\$3.00
\$336.20	\$4.00
\$504.30	\$5.00
\$672.40	\$6.00
\$840.50	\$7.00
\$1,008.60	\$8.00
\$1,176.70	\$9.00
\$1,344.80	\$10.00
\$1,512.90	\$10.00
<b>\$1,681.00</b>	<b>\$10.00</b>
\$1,849.10	\$11.50
\$2,017.20	\$13.00
\$2,185.30	\$14.50
\$2,353.40	\$14.50
\$2,521.50	\$14.50

**Maturity Payoff Diagram**

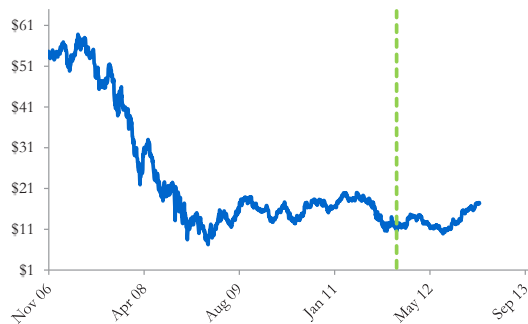


*The contingent payoffs of this Buffered Return Optimization Security.*

**Analysis**

This Buffered Return Optimization Security pays investors the increase in Gold's stock multiplied by 1.5 capped at 45.00%, but if Gold's stock declines over the term of the note, investors will suffer losses equal to the percentage decline in Gold's stock. In addition, investors bear the credit risk of UBS. Investors purchasing this Buffered Return Optimization Security effectively sell at-the-money put and out-of-the-money call options to UBS, buy at-the-money call options, and a zero-coupon note from UBS. This Buffered Return Optimization Security is fairly priced if and only if the market value of the options investors received from UBS equals the market value of the options investors gave UBS plus the interest investors would have received on UBS's straight debt.

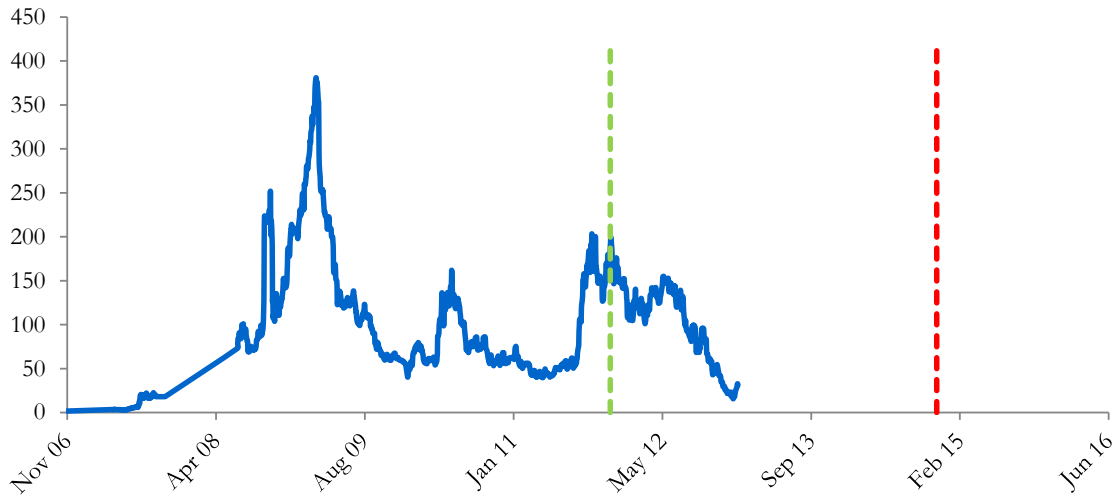
**UBS's Stock Price**



*The graph above shows the adjusted closing price of the issuer UBS for the past several years. The stock price of the issuer is an indication of the financial strength of UBS. The adjusted price shown above incorporates any stock split, reverse stock split, etc.*

### UBS's CDS Rate

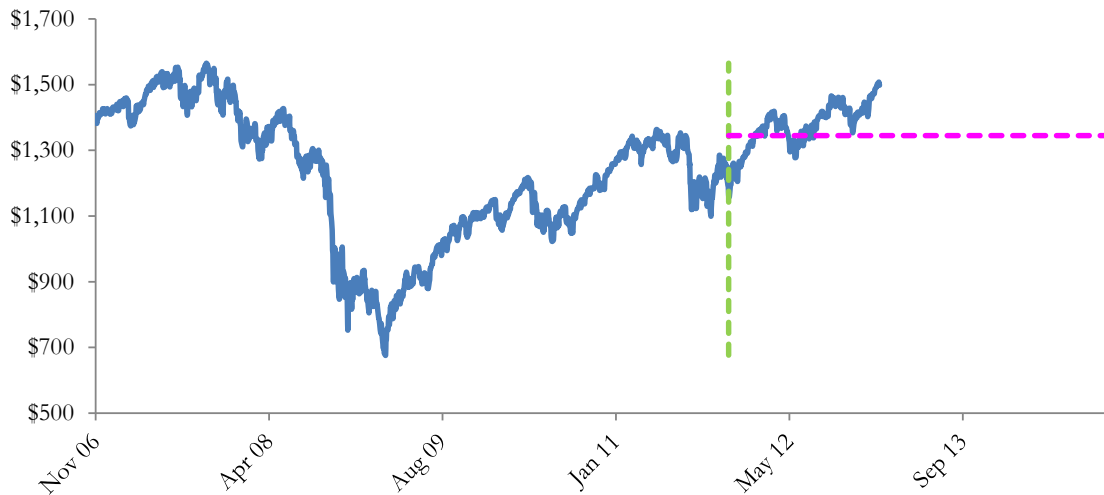
---



Credit default swap (CDS) rates are the market price that investors require to bear credit risk of an issuer such as UBS. CDS rates are usually given in basis points (bps). One basis point equals 0.01%. Higher CDS rates reflect higher perceived credit risk, higher required yields, and therefore lower market value of UBS's debt, including outstanding Buffered Return Optimization Security. Fluctuations in UBS's CDS rate impact the market value of the notes in the secondary market.

### Gold's Stock Price

---



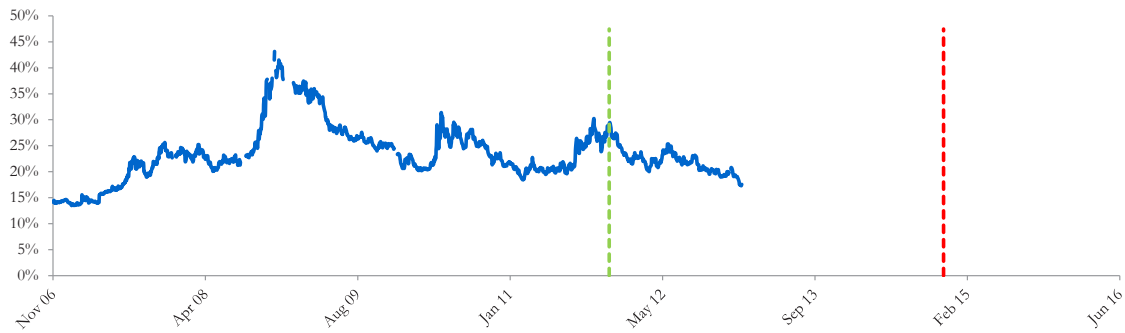
The graph above shows the historical levels of Gold's stock for the past several years. The final payoff of this note is determined by Gold's stock price at maturity. Higher fluctuations in Gold's stock price correspond to a greater uncertainty in the final payout of this Buffered Return Optimization Security.

### Realized Payoff

---

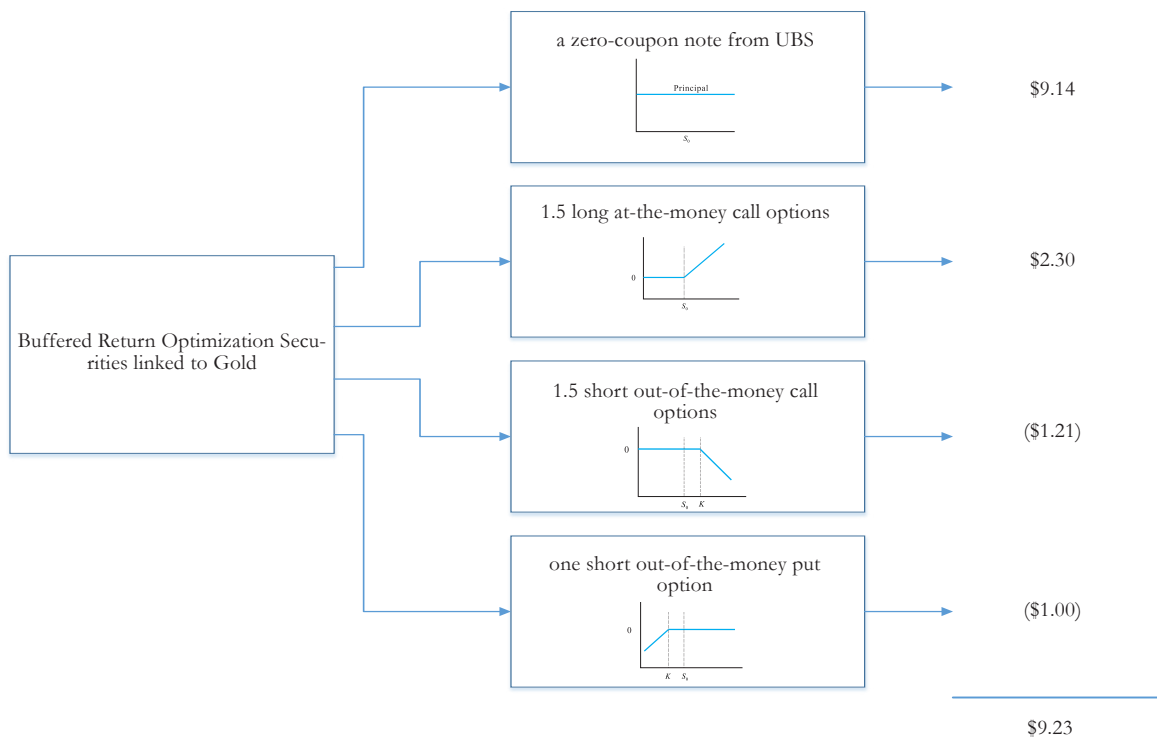
This product will mature on November 28, 2014.

## Reference Asset Gold's Stock's Implied Volatility



The annualized implied volatility of Gold's stock on November 23, 2011 was 29.07%, meaning that options contracts on Gold's stock were trading at prices that reflect an expected annual volatility of 29.07%. The higher the implied volatility, the larger the expected fluctuations of Gold's stock price and of the Note's market value during the life of the Notes.

## Decomposition of this Buffered Return Optimization Security



This note can be decomposed into different components, and each component can be valued separately. The chart above shows the value of each component of this Buffered Return Optimization Security.

1. Delta measures the sensitivity of the price of the note to the Gold's stock price on November 23, 2011.
2. CDS rates can be considered a measure of the probability that an issuer will default over a certain period of time and the likely loss given a default. The lower the CDS rate, the lower the default probability. CDS rate is given in basis points (1 basis point equals 0.01%), and is considered as a market premium, on top of the risk-free rate, that investors require to insure against a potential default.
3. Fair price evaluation is based on the Black-Scholes model of the Gold's stock on November 23, 2011.
4. Calculated payout at maturity is only an approximation, and may differ from actual payouts at maturity.
5. Our evaluation does not include any transaction fees, broker commissions, or liquidity discounts on the notes.