

Report Prepared On: 11/01/12

Structured Product Details

Name	PLUS linked to the Financial Select SPDR Fund
Issue Size	\$8.54 million
Issue Price	\$10
Term	13 Months
Annualized Coupon	0.00%
Pricing Date	June 24, 2011
Issue Date	June 29, 2011
Valuation Date	July 25, 2012
Maturity Date	July 30, 2012
Issuer	Morgan Stanley
CDS Rate	72.58 bps
Swap Rate	0.72%
Reference Asset	Financial Select Sector SPDR Fund
Initial Level	\$14.77
Dividend Rate	1.24%
Implied Volatility Delta¹	25.10%
	0.71
Fair Price at Issue	\$9.42
Realized Return	-3.12%
CUSIP	61760E416
SEC Link	www.sec.gov/Archives/edgar/data/895421/000095010311002551/dp23317_424b2-ps834.htm

PLUS linked to the Financial Select SPDR Fund

Description

Morgan Stanley issued \$8.54 million of PLUS linked to the Financial Select SPDR Fund on June 29, 2011 at \$10 per note.

These notes are Morgan Stanley-branded PLUS securities that do not pay periodic coupons, but instead pay a single amount at maturity depending on Financial Select Sector SPDR Fund's share price at maturity.

If Financial Select Sector SPDR Fund's share price on July 25, 2012 is higher than \$14.77, but lower than \$16.10, the notes pay a return equal to the percentage increase in Financial Select Sector SPDR Fund multiplied by 2.0. If on July 25, 2012 Financial Select Sector SPDR Fund's share price is above the \$16.10, the notes pay the maximum payout of \$11.80. If on July 25, 2012 Financial Select Sector SPDR Fund's share price is below \$14.77, investors receive the face value per note reduced by the percentage decline in the reference asset. The notes will pay nothing at maturity if the reference asset declines to zero.

Valuation

This note can be valued as a combination of a note from Morgan Stanley, a short at-the-money put option, two long at-the-money call options, and two short out-of-the-money call options. The short at-the-money put option exposes investors to any decline in Financial Select Sector SPDR Fund. The two short out-of-the-money call options has the strike price of \$16.10, and limits the maximum return of the notes beyond the cap level. For reasonable valuation inputs this note was worth \$9.42 when it was issued on June 29, 2011 because the value of the options investors gave Morgan Stanley plus the interest investors would have received on Morgan Stanley's straight debt was worth \$0.58 more than the call options investors received from Morgan Stanley.

There is no active secondary market for most structured products. Structured products, including this note, therefore are much less liquid than simple stocks, bonds, notes and mutual funds. Investors are likely to receive less than the structured product's estimated market value if they try to sell the structured product prior to maturity. Our valuations do not incorporate this relative lack of liquidity and therefore should be considered an upper bound on the value of the structured product.

Related Research

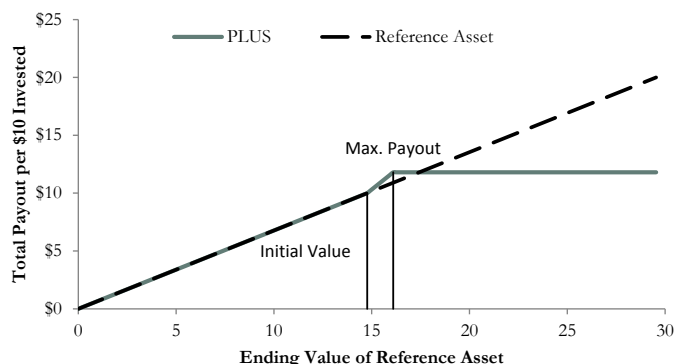
Research Papers:

www.slcg.com/research.php

- "Are Structured Products Suitable for Retail Investors?" December 2006.
- "Structured Products in the Aftermath of Lehman Brothers," November 2009.
- "What TiVo and JP Morgan Teach Us about Reverse Convertibles," June 2010.

Tim Dulaney, Ph.D.,
 Senior Financial Economist, SLCG
 (+1) 703.539.6777
TimDulaney@slcg.com

Payoff Curve at Maturity

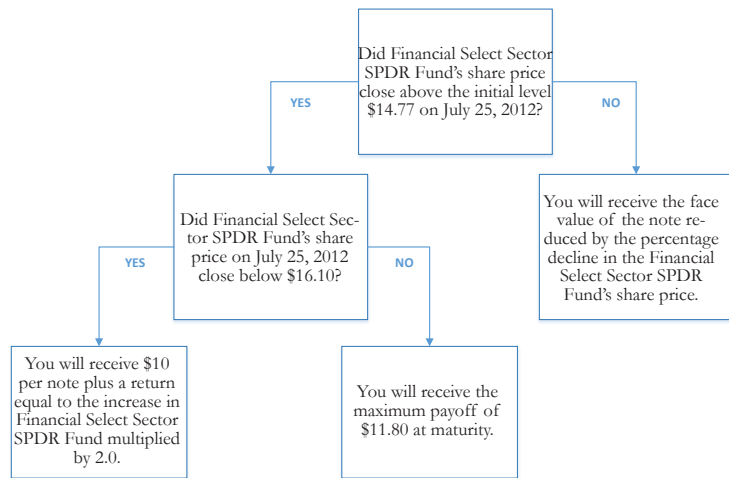


The payoff diagram shows the final payoff of this note given Financial Select Sector SPDR Fund's share price (horizontal axis). For comparison, the dashed line shows the payoff if you invested in Financial Select Sector SPDR Fund directly.

Principal Payback Table

Financial Select Sector SPDR Fund	Note Payoff
\$0.00	\$0.00
\$1.48	\$1.00
\$2.95	\$2.00
\$4.43	\$3.00
\$5.91	\$4.00
\$7.39	\$5.00
\$8.86	\$6.00
\$10.34	\$7.00
\$11.82	\$8.00
\$13.29	\$9.00
\$14.77	\$10.00
\$16.25	\$11.80
\$17.72	\$11.80
\$19.20	\$11.80
\$20.68	\$11.80
\$22.16	\$11.80

Maturity Payoff Diagram

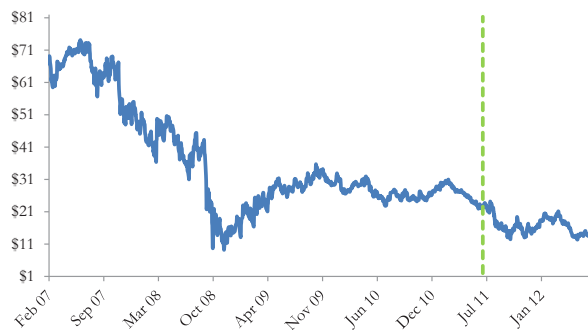


The contingent payoffs of this PLUS.

Analysis

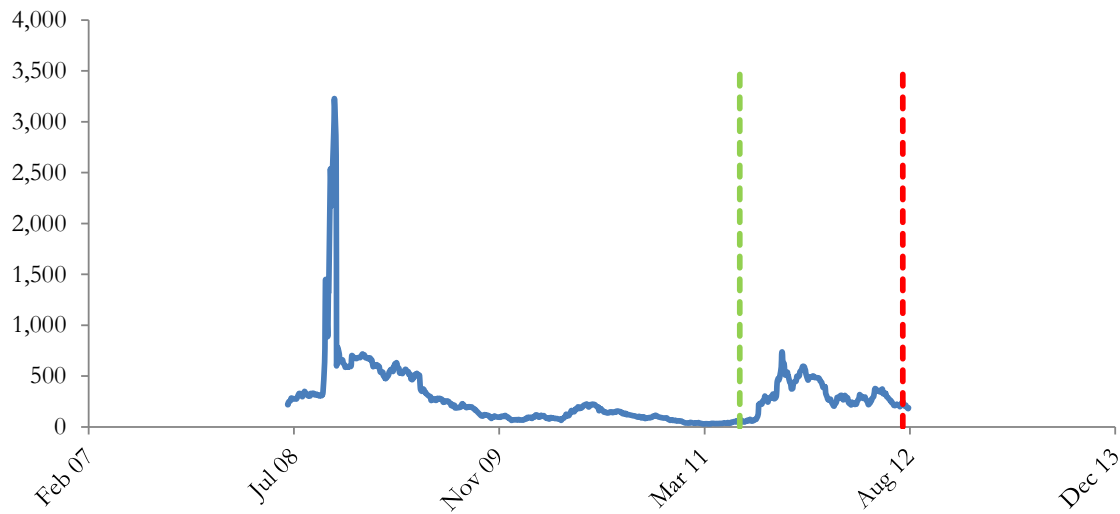
This PLUS pays investors the increase in Financial Select Sector SPDR Fund multiplied by 2.0 capped at 18.00%, but if Financial Select Sector SPDR Fund declines over the term of the note, investors will suffer losses equal to the percentage decline in Financial Select Sector SPDR Fund. In addition, investors bear the credit risk of Morgan Stanley. Investors purchasing this PLUS effectively sell at-the-money put and out-of-the-money call options to Morgan Stanley, buy at-the-money call options, and a zero-coupon note from Morgan Stanley. This PLUS is fairly priced if and only if the market value of the options investors received from Morgan Stanley equals the market value of the options investors gave Morgan Stanley plus the interest investors would have received on Morgan Stanley's straight debt.

Morgan Stanley's Stock Price



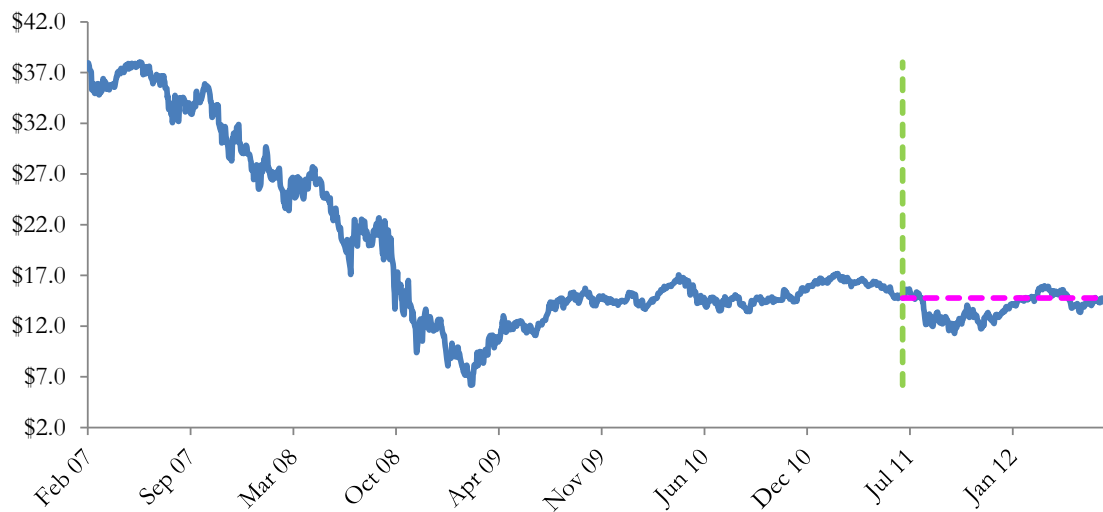
The graph above shows the adjusted closing price of the issuer Morgan Stanley for the past several years. The stock price of the issuer is an indication of the financial strength of Morgan Stanley. The adjusted price shown above incorporates any stock split, reverse stock split, etc.

Morgan Stanley's CDS Rate



Credit default swap (CDS) rates are the market price that investors require to bear credit risk of an issuer such as Morgan Stanley. CDS rates are usually given in basis points (bps). One basis point equals 0.01%. Higher CDS rates reflect higher perceived credit risk, higher required yields, and therefore lower market value of Morgan Stanley's debt, including outstanding PLUS. Fluctuations in Morgan Stanley's CDS rate impact the market value of the notes in the secondary market.

Financial Select Sector SPDR Fund's Share Price

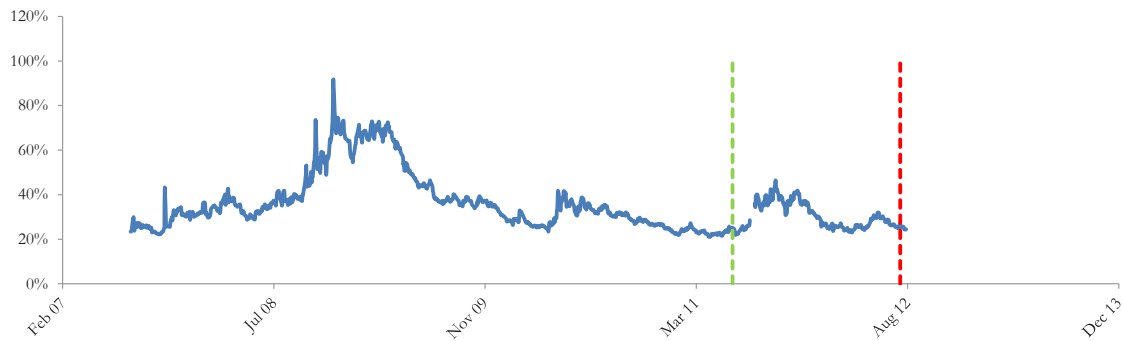


The graph above shows the historical levels of Financial Select Sector SPDR Fund for the past several years. The final payoff of this note is determined by Financial Select Sector SPDR Fund's share price at maturity. Higher fluctuations in Financial Select Sector SPDR Fund's share price correspond to a greater uncertainty in the final payout of this PLUS.

Realized Payoff

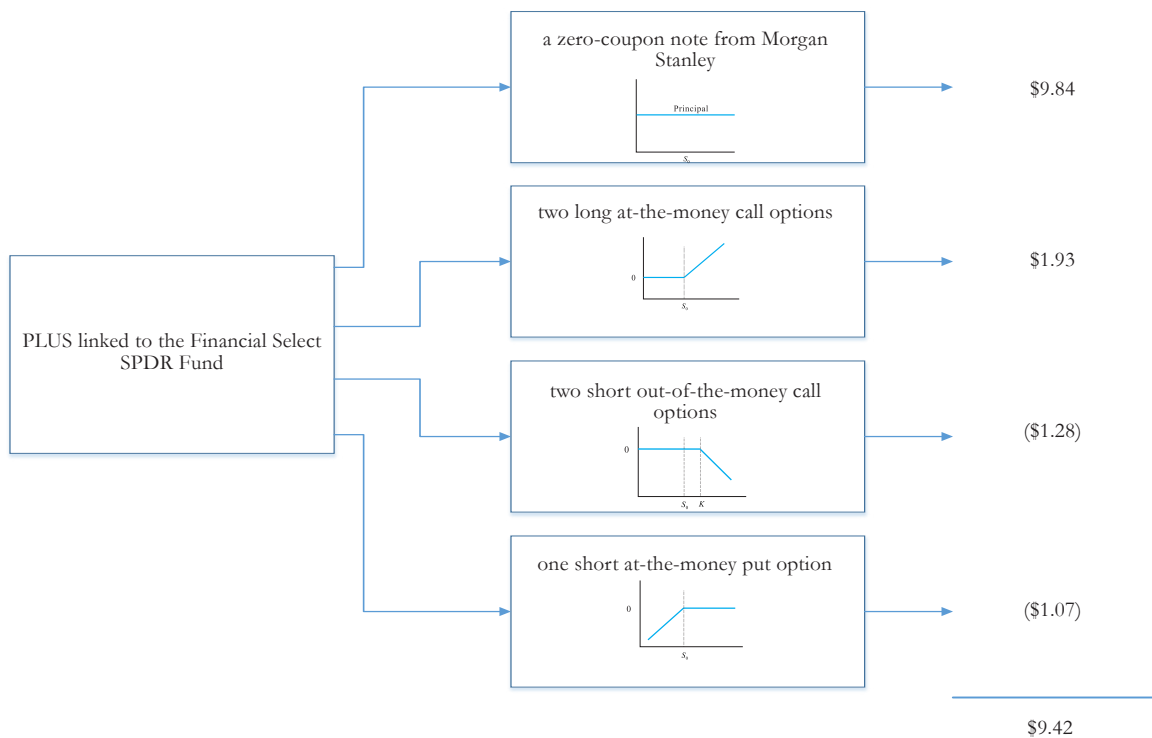
This note matured on July 30, 2012 and investors received \$9.66 per note.

Reference Asset Financial Select Sector SPDR Fund's Implied Volatility



The annualized implied volatility of Financial Select Sector SPDR Fund on June 24, 2011 was 25.10%, meaning that options contracts on Financial Select Sector SPDR Fund were trading at prices that reflect an expected annual volatility of 25.10%. The higher the implied volatility, the larger the expected fluctuations of Financial Select Sector SPDR Fund's share price and of the Note's market value during the life of the Notes.

Decomposition of this PLUS



This note can be decomposed into different components, and each component can be valued separately. The chart above shows the value of each component of this PLUS.

1. Delta measures the sensitivity of the price of the note to the Financial Select Sector SPDR Fund's share price on June 24, 2011.
2. CDS rates can be considered a measure of the probability that an issuer will default over a certain period of time and the likely loss given a default. The lower the CDS rate, the lower the default probability. CDS rate is given in basis points (1 basis point equals 0.01%), and is considered as a market premium, on top of the risk-free rate, that investors require to insure against a potential default.
3. Fair price evaluation is based on the Black-Scholes model of the Financial Select Sector SPDR Fund on June 24, 2011.
4. Calculated payout at maturity is only an approximation, and may differ from actual payouts at maturity.
5. Our evaluation does not include any transaction fees, broker commissions, or liquidity discounts on the notes.