

Report Prepared On: 12/05/12

Structured Product Details

Name Reverse Convertible Notes linked to Amylin Pharmaceuticals, Inc.

Issue Size \$14.10 million
Issue Price \$1,000
Term 6 Months
Annualized Coupon 15.40%

Pricing Date June 15, 2007
Issue Date June 22, 2007
Valuation Date December 19, 2007
Maturity Date December 22, 2007

Issuer Morgan Stanley
CDS Rate 9.76 bps
Swap Rate 5.34%

Reference Asset Amylin Pharmaceuticals, Inc.'s stock
Initial Level \$42.98
Trigger Price \$34.38
Conversion Price \$42.98
Dividend Rate 0.00%
Implied Volatility 42.79%
Delta¹ 0.43

Fair Price at Issue \$948.30
Realized Return 16.49%

CUSIP 61747YBU8
SEC Link www.sec.gov/Archives/edgar/data/895421/000095010307001539/dp06018c_424b2-ps294.htm

Related Research

Research Papers:
www.slcg.com/research.php

- "Are Structured Products Suitable for Retail Investors?" December 2006.
- "Structured Products in the Aftermath of Lehman Brothers," November 2009.
- "What TiVo and JP Morgan Teach Us about Reverse Convertibles," June 2010.

Geng Deng, Ph.D., FRM
 Director, SLCG
 (+1) 703.890.0741
GengDeng@slcg.com

Reverse Convertible Notes linked to Amylin Pharmaceuticals, Inc.

Description

Morgan Stanley issued \$14.10 million of Reverse Convertible Notes linked to Amylin Pharmaceuticals, Inc. on June 22, 2007 at \$1,000 per note.

These notes are Morgan Stanley-branded reverse convertibles. Reverse convertibles pay periodic interest coupons and at maturity convert into shares of the reference security if the price of the reference stock at the notes' maturity is below its price when the notes were issued and had closed below a specified "trigger" during the term of the notes.

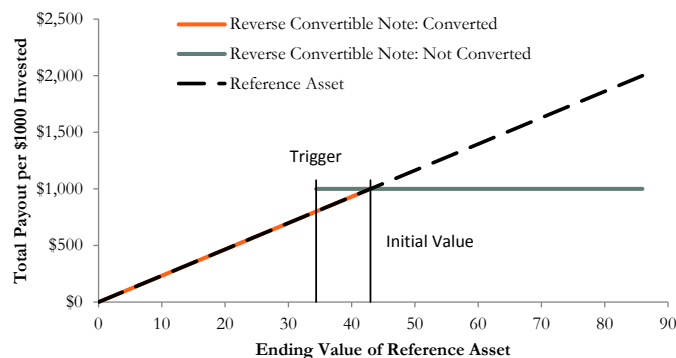
These 6-month notes pay monthly coupons at an annualized rate of 15.40%. In addition to the monthly coupons, at maturity on December 22, 2007 investors will receive the market value of 23.27 shares of Amylin Pharmaceuticals, Inc.'s stock if on December 19, 2007 Amylin Pharmaceuticals, Inc.'s stock price closes below \$42.98 (Amylin Pharmaceuticals, Inc.'s stock price on June 15, 2007) and had ever closed at or below \$34.38 during the term of the notes. Otherwise, investors will receive the \$1,000 face value per note.

Valuation

This Morgan Stanley reverse convertible linked to Amylin Pharmaceuticals, Inc.'s stock can be valued as a combination of a note from Morgan Stanley and a short down-and-in, at-the-money put option on Amylin Pharmaceuticals, Inc.'s stock. For reasonable valuation inputs this note was worth \$948.30 per \$1,000 when it was issued on June 22, 2007 because investors were effectively being paid only \$48.40 for giving Morgan Stanley an option which was worth \$100.10.

There is no active secondary market for most structured products. Structured products, including this note, therefore are much less liquid than simple stocks, bonds, notes and mutual funds. Investors are likely to receive less than the structured product's estimated market value if they try to sell the structured product prior to maturity. Our valuations do not incorporate this relative lack of liquidity and therefore should be considered an upper bound on the value of the structured product.

Payoff Curve at Maturity

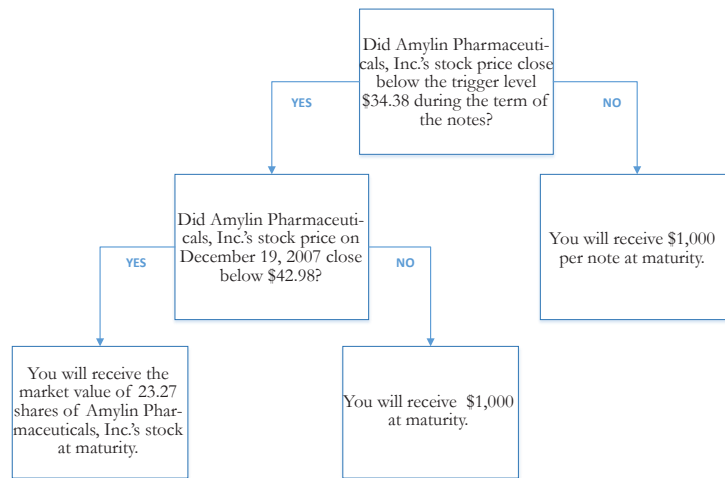


The payoff diagram shows the final payoff of this note given Amylin Pharmaceuticals, Inc.'s stock price (horizontal axis). For comparison, the dashed line shows the payoff if you invested in Amylin Pharmaceuticals, Inc.'s stock directly.

Principal Payback Table

Amylin Pharmaceuticals, Inc.'s Stock	Converted Note Payoff	Non-Converted Note Payoff
\$0.00	\$0.00	
\$4.30	\$100.00	
\$8.60	\$200.00	
\$12.89	\$300.00	
\$17.19	\$400.00	
\$21.49	\$500.00	
\$25.79	\$600.00	
\$30.09	\$700.00	
\$34.38	\$800.00	\$1,000.00
\$38.68	\$900.00	\$1,000.00
\$42.98	\$1,000.00	\$1,000.00
\$47.28	\$1,000.00	\$1,000.00
\$51.58	\$1,000.00	\$1,000.00
\$55.87	\$1,000.00	\$1,000.00
\$60.17	\$1,000.00	\$1,000.00
\$64.47	\$1,000.00	\$1,000.00

Maturity Payoff Diagram



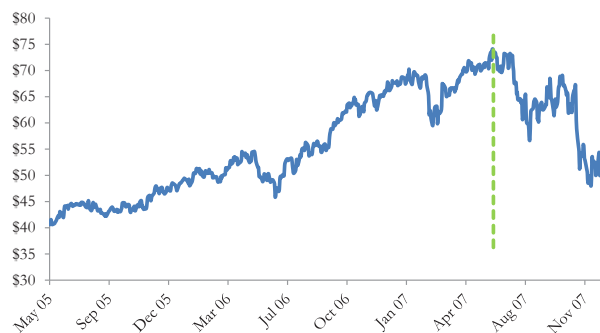
The contingent payoffs of this Reverse Convertible Note.

Analysis

This reverse convertible's 15.40% coupon rate is higher than the yield Morgan Stanley paid on its straight debt but, in addition to Morgan Stanley's credit risk, investors bear the risk that they will receive shares of Amylin Pharmaceuticals, Inc.'s stock when they are worth substantially less than the face value of the note at maturity.

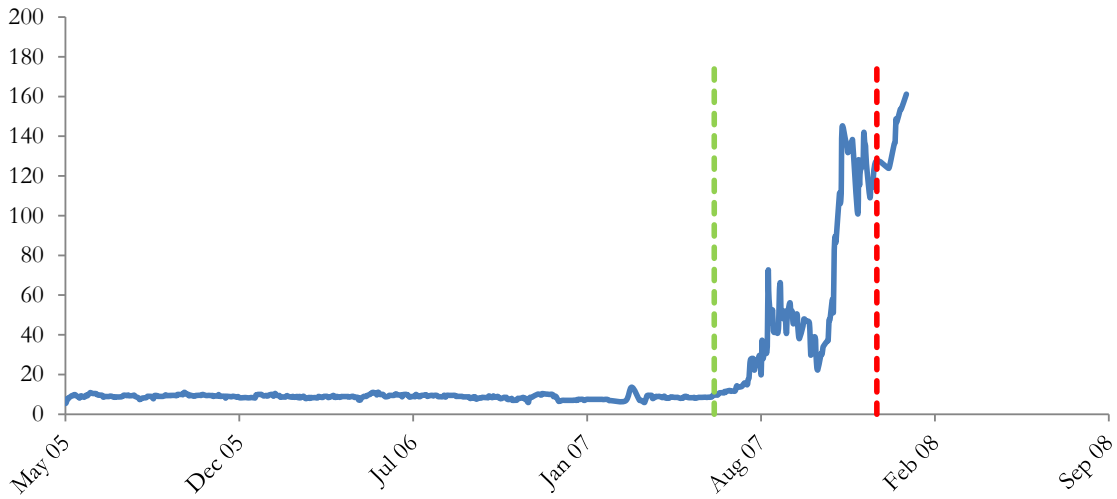
Investors purchasing reverse convertibles effectively sell put options to Morgan Stanley and post the note's issue price as collateral to secure satisfaction of the investors' obligations under the option contracts. Morgan Stanley pays investors a "coupon" that is part payment for the put options and part interest on the investors' posted collateral. This reverse convertible is fairly priced if and only if the excess of the reverse convertible's "coupon rate" above the interest Morgan Stanley pays on its straight debt equals the value of the put option investors are giving to Morgan Stanley. Whether the reverse convertible is suitable or not is equivalent to whether selling put options on the reference stock at the option premium being paid by Morgan Stanley was suitable for the investor.

Morgan Stanley's Stock Price



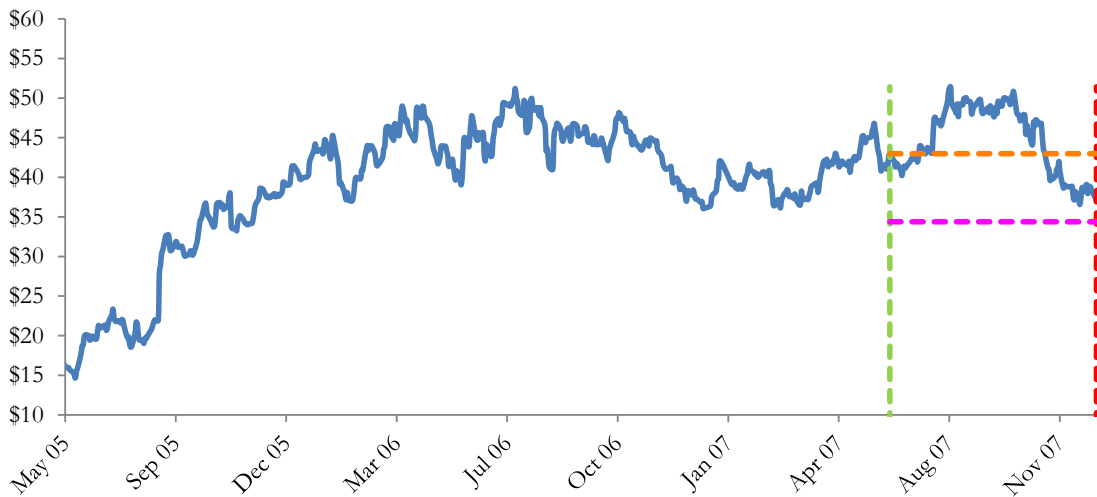
The graph above shows the adjusted closing price of the issuer Morgan Stanley for the past several years. The stock price of the issuer is an indication of the financial strength of Morgan Stanley. The adjusted price shown above incorporates any stock split, reverse stock split, etc.

Morgan Stanley's CDS Rate



Credit default swap (CDS) rates are the market price that investors require to bear credit risk of an issuer such as Morgan Stanley. CDS rates are usually given in basis points (bps). One basis point equals 0.01%. Higher CDS rates reflect higher perceived credit risk, higher required yields, and therefore lower market value of Morgan Stanley's debt, including outstanding Reverse Convertible Note. Fluctuations in Morgan Stanley's CDS rate impact the market value of the notes in the secondary market.

Amylin Pharmaceuticals, Inc.'s Stock Price

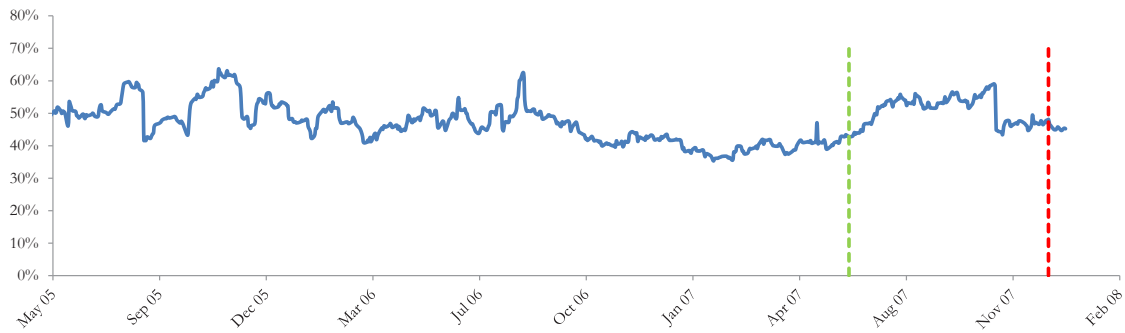


The graph above shows the historical levels of Amylin Pharmaceuticals, Inc.'s stock for the past several years. The final payoff of this note is determined by Amylin Pharmaceuticals, Inc.'s stock price at maturity. Higher fluctuations in Amylin Pharmaceuticals, Inc.'s stock price correspond to a greater uncertainty in the final payout of this Reverse Convertible Note.

Realized Payoff

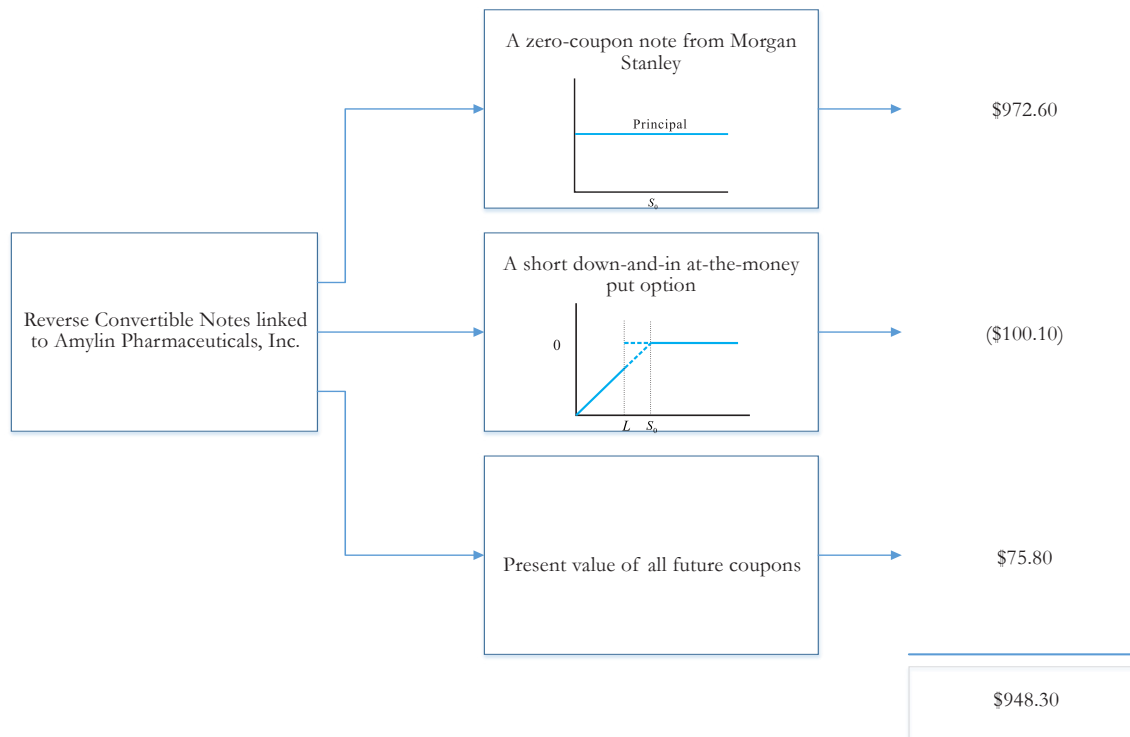
This note matured on December 22, 2007 and investors received \$1,000.00 per note.

Reference Asset Amylin Pharmaceuticals, Inc.'s Stock's Implied Volatility



The annualized implied volatility of Amylin Pharmaceuticals, Inc.'s stock on June 15, 2007 was 42.79%, meaning that options contracts on Amylin Pharmaceuticals, Inc.'s stock were trading at prices that reflect an expected annual volatility of 42.79%. The higher the implied volatility, the larger the expected fluctuations of Amylin Pharmaceuticals, Inc.'s stock price and of the Note's market value during the life of the Notes.

Decomposition of this Reverse Convertible Note



This note can be decomposed into different components, and each component can be valued separately. The chart above shows the value of each component of this Reverse Convertible Note.

1. Delta measures the sensitivity of the price of the note to the Amylin Pharmaceuticals, Inc.'s stock price on June 15, 2007.
2. CDS rates can be considered a measure of the probability that an issuer will default over a certain period of time and the likely loss given a default. The lower the CDS rate, the lower the default probability. CDS rate is given in basis points (1 basis point equals 0.01%), and is considered as a market premium, on top of the risk-free rate, that investors require to insure against a potential default.
3. Fair price evaluation is based on the Black-Scholes model of the Amylin Pharmaceuticals, Inc.'s stock on June 15, 2007.
4. Calculated payout at maturity is only an approximation, and may differ from actual payouts at maturity.
5. Our evaluation does not include any transaction fees, broker commissions, or liquidity discounts on the notes.