

Report Prepared On: 01/11/13

Structured Product Details

| | |
|----------------------------|--|
| Name | Reverse Exchangeable Notes linked to Visa Inc |
| Issue Size | \$186,000 |
| Issue Price | \$1,000 |
| Term | 3 Months |
| Annualized Coupon | 18.00% |
| Pricing Date | July 28, 2008 |
| Issue Date | July 31, 2008 |
| Valuation Date | October 28, 2008 |
| Maturity Date | October 31, 2008 |
| Issuer | Lehman Brothers |
| CDS Rate | 657.07 bps |
| Swap Rate | 2.78% |
| Reference Asset | Visa Inc's stock |
| Initial Level | \$70.55 |
| Trigger Price | \$56.44 |
| Conversion Price | \$48.45 |
| Dividend Rate | 0.00% |
| Implied Volatility | 52.43% |
| Delta¹ | 0.45 |
| Fair Price at Issue | \$932.62 |
| Maturity Payoff | \$0.00 |
| CUSIP | 524935CS0 |
| SEC Link | www.sec.gov/Archives/edgar/data/806085/000119312508161000/d424b2.htm |

Reverse Exchangeable Notes linked to Visa Inc

Description

Lehman Brothers issued \$186,000 of Reverse Exchangeable Notes linked to Visa Inc on July 31, 2008 at \$1,000 per note.

These notes are Lehman Brothers-branded reverse convertibles. Reverse convertibles pay periodic interest coupons and at maturity convert into shares of the reference security if the price of the reference stock at the notes' maturity is below its price when the notes were issued and had closed below a specified "trigger" during the term of the notes.

These 3-month notes pay monthly coupons at an annualized rate of 18.00%. In addition to the monthly coupons, at maturity on October 31, 2008 investors will receive the market value of 14.17 shares of Visa Inc's stock if on October 28, 2008 Visa Inc's stock price closes below \$70.55 (Visa Inc's stock price on July 28, 2008) and had ever closed at or below \$56.44 during the term of the notes. Otherwise, investors will receive the \$1,000 face value per note.

Valuation

This Lehman Brothers reverse convertible linked to Visa Inc's stock can be valued as a combination of a note from Lehman Brothers and a short down-and-in, at-the-money put option on Visa Inc's stock. For reasonable valuation inputs this note was worth \$932.62 per \$1,000 when it was issued on July 31, 2008 because investors were effectively being paid only \$21.23 for giving Lehman Brothers an option which was worth \$88.60.

There is no active secondary market for most structured products. Structured products, including this note, therefore are much less liquid than simple stocks, bonds, notes and mutual funds. Investors are likely to receive less than the structured product's estimated market value if they try to sell the structured product prior to maturity. Our valuations do not incorporate this relative lack of liquidity and therefore should be considered an upper bound on the value of the structured product.

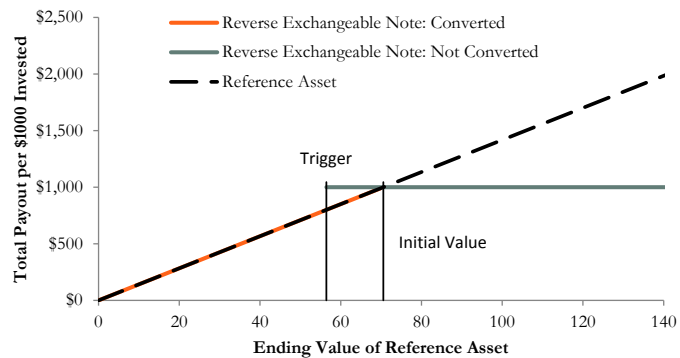
Related Research

Research Papers:

www.slcg.com/research.php

- "Are Structured Products Suitable for Retail Investors?" December 2006.
- "Structured Products in the Aftermath of Lehman Brothers," November 2009.
- "What TiVo and JP Morgan Teach Us about Reverse Convertibles," June 2010.

Payoff Curve at Maturity



The payoff diagram shows the final payoff of this note given Visa Inc's stock price (horizontal axis). For comparison, the dashed line shows the payoff if you invested in Visa Inc's stock directly.

Geng Deng, Ph.D., FRM

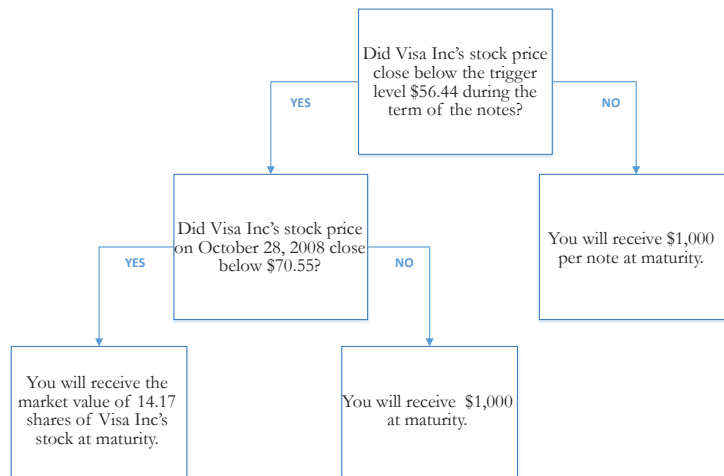
Director, SLCG
 (+1) 703.890.0741

GengDeng@slcg.com

Principal Payback Table

| Visa Inc's Stock | Converted Note Payoff | Non-Converted Note Payoff |
|------------------|-----------------------|---------------------------|
| \$0.00 | \$0.00 | |
| \$7.06 | \$100.00 | |
| \$14.11 | \$200.00 | |
| \$21.17 | \$300.00 | |
| \$28.22 | \$400.00 | |
| \$35.28 | \$500.00 | |
| \$42.33 | \$600.00 | |
| \$49.39 | \$700.00 | |
| \$56.44 | \$800.00 | \$1,000.00 |
| \$63.50 | \$900.00 | \$1,000.00 |
| \$70.55 | \$1,000.00 | \$1,000.00 |
| \$77.61 | \$1,000.00 | \$1,000.00 |
| \$84.66 | \$1,000.00 | \$1,000.00 |
| \$91.72 | \$1,000.00 | \$1,000.00 |
| \$98.77 | \$1,000.00 | \$1,000.00 |
| \$105.83 | \$1,000.00 | \$1,000.00 |

Maturity Payoff Diagram



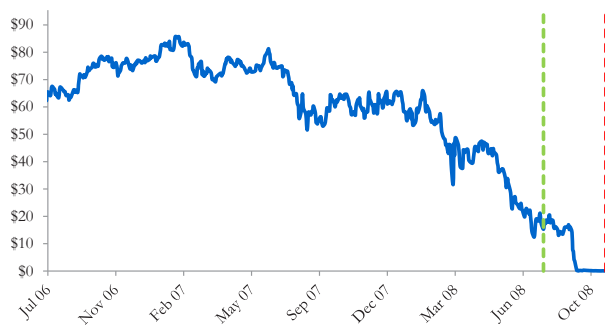
The contingent payoffs of this Reverse Exchangeable Note.

Analysis

This reverse convertible's 18.00% coupon rate is higher than the yield Lehman Brothers paid on its straight debt but, in addition to Lehman Brothers's credit risk, investors bear the risk that they will receive shares of Visa Inc's stock when they are worth substantially less than the face value of the note at maturity.

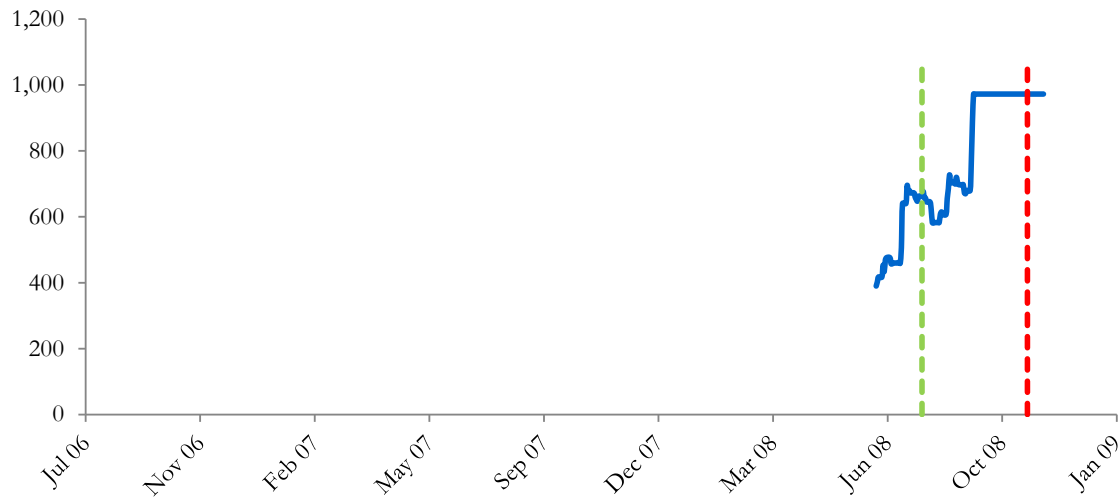
Investors purchasing reverse convertibles effectively sell put options to Lehman Brothers and post the note's issue price as collateral to secure satisfaction of the investors' obligations under the option contracts. Lehman Brothers pays investors a "coupon" that is part payment for the put options and part interest on the investors' posted collateral. This reverse convertible is fairly priced if and only if the excess of the reverse convertible's "coupon rate" above the interest Lehman Brothers pays on its straight debt equals the value of the put option investors are giving to Lehman Brothers. Whether the reverse convertible is suitable or not is equivalent to whether selling put options on the reference stock at the option premium being paid by Lehman Brothers was suitable for the investor.

Lehman Brothers's Stock Price



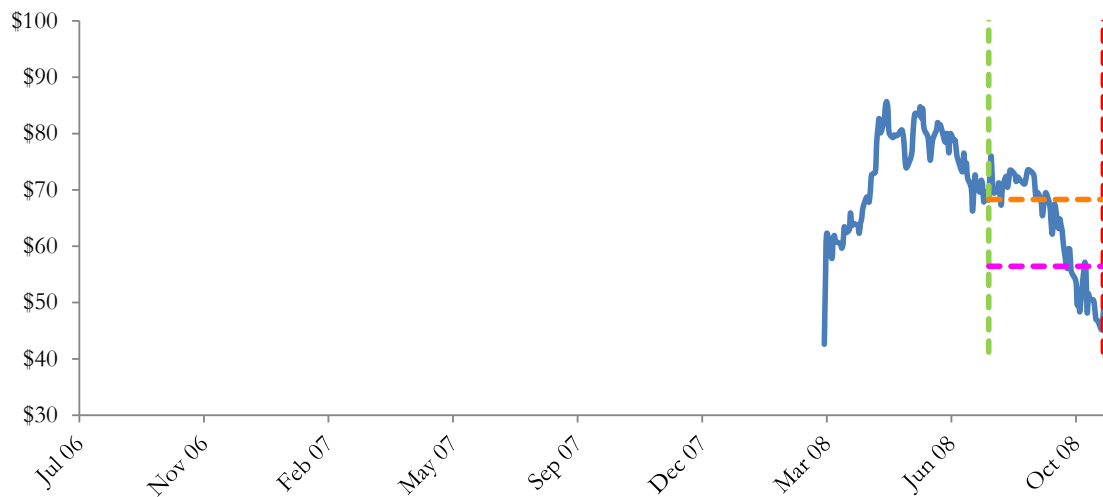
The graph above shows the adjusted closing price of the issuer Lehman Brothers for the past several years. The stock price of the issuer is an indication of the financial strength of Lehman Brothers. The adjusted price shown above incorporates any stock split, reverse stock split, etc.

Lehman Brothers's CDS Rate



Credit default swap (CDS) rates are the market price that investors require to bear credit risk of an issuer such as Lehman Brothers. CDS rates are usually given in basis points (bps). One basis point equals 0.01%. Higher CDS rates reflect higher perceived credit risk, higher required yields, and therefore lower market value of Lehman Brothers's debt, including outstanding Reverse Exchangeable Note. Fluctuations in Lehman Brothers's CDS rate impact the market value of the notes in the secondary market.

Visa Inc's Stock Price

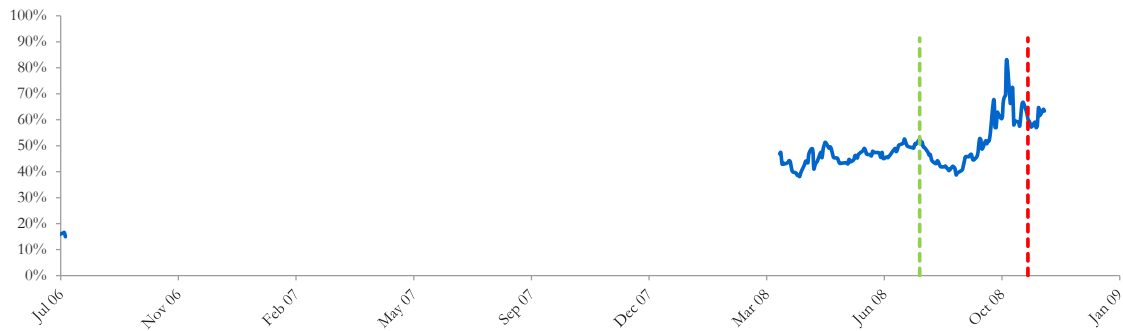


The graph above shows the historical levels of Visa Inc's stock for the past several years. The final payoff of this note is determined by Visa Inc's stock price at maturity. Higher fluctuations in Visa Inc's stock price correspond to a greater uncertainty in the final payout of this Reverse Exchangeable Note.

Realized Payoff

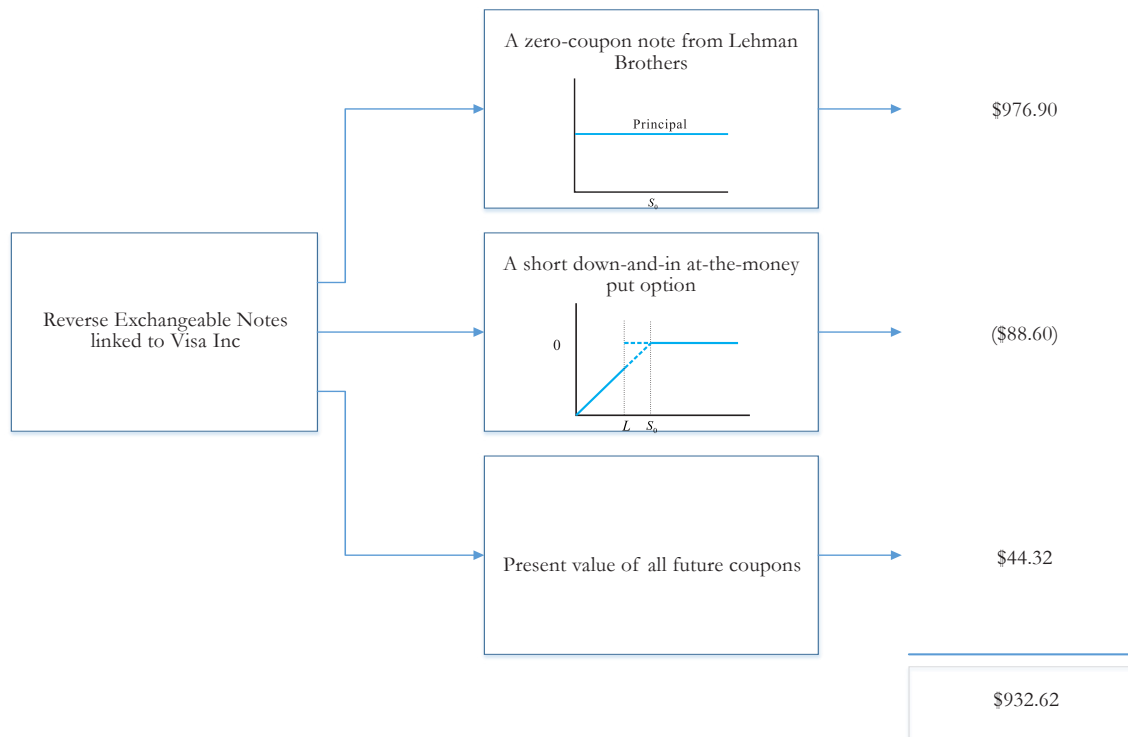
Lehman Brother filed for Chapter 11 bankruptcy protection on September 15, 2008. The notes paid nothing when it matured on October 31, 2008.

Reference Asset Visa Inc's Stock's Implied Volatility



The annualized implied volatility of Visa Inc's stock on July 28, 2008 was 52.43%, meaning that options contracts on Visa Inc's stock were trading at prices that reflect an expected annual volatility of 52.43%. The higher the implied volatility, the larger the expected fluctuations of Visa Inc's stock price and of the Note's market value during the life of the Notes.

Decomposition of this Reverse Exchangeable Note



This note can be decomposed into different components, and each component can be valued separately. The chart above shows the value of each component of this Reverse Exchangeable Note.

1. Delta measures the sensitivity of the price of the note to the Visa Inc's stock price on July 28, 2008.
2. CDS rates can be considered a measure of the probability that an issuer will default over a certain period of time and the likely loss given a default. The lower the CDS rate, the lower the default probability. CDS rate is given in basis points (1 basis point equals 0.01%), and is considered as a market premium, on top of the risk-free rate, that investors require to insure against a potential default.
3. Fair price evaluation is based on the Black-Scholes model of the Visa Inc's stock on July 28, 2008.
4. Calculated payout at maturity is only an approximation, and may differ from actual payouts at maturity.
5. Our evaluation does not include any transaction fees, broker commissions, or liquidity discounts on the notes.