

Report Prepared On: 08/26/14

Structured Product Details

Name	Capped Buffered Notes linked to Dow Jones EURO STOXX 50 Index
Issue Size	\$9.40 million
Issue Price	\$1,000
Term	18 Months
Annualized Coupon	0.00%
Pricing Date	January 27, 2014
Issue Date	February 3, 2014
Valuation Date	July 24, 2015
Maturity Date	July 29, 2015
Issuer	JPMorgan
CDS Rate	35.44 bps
Swap Rate	0.53%
Reference Asset	the Dow Jones EURO STOXX 50 Index
Initial Level	3,014.62
Dividend Rate	3.49%
Implied Volatility	17.26%
Delta¹	0.7

Fair Price at Issue \$978.40

CUSIP 48126NY35
SEC Link www.sec.gov/Archives/edgar/data/19617/000089109214000574/c57115_424b2.htm

Related Research

Research Papers:

www.slcg.com/research.php

- "Are Structured Products Suitable for Retail Investors?" December 2006.
- "Structured Products in the Aftermath of Lehman Brothers," November 2009.
- "What TiVo and JP Morgan Teach Us about Reverse Convertibles," June 2010.

Tim Husson, Ph.D.,
Senior Financial Economist, SLCG
(+1) 703.890.0743
TimHusson@slcg.com

Capped Buffered Notes linked to Dow Jones EURO STOXX 50 Index

Description

JPMorgan issued \$9.40 million of Capped Buffered Notes linked to Dow Jones EURO STOXX 50 Index on February 3, 2014 at \$1,000 per note.

These notes are JPMorgan-branded Buffered PLUS securities that do not pay periodic coupons, but instead pay a single amount at maturity depending on the final level of the Dow Jones EURO STOXX 50 Index.

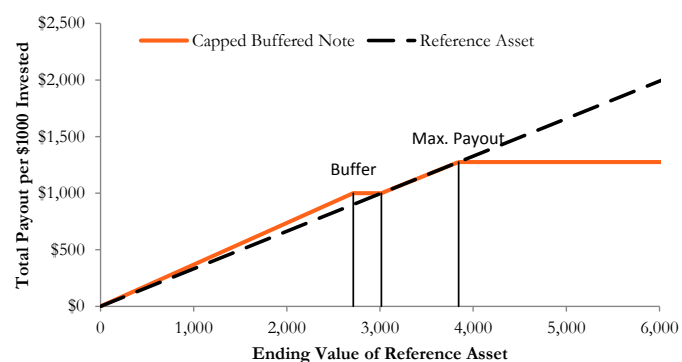
If on July 24, 2015 the Dow Jones EURO STOXX 50 Index level is higher than 3,014.62, but lower than 3,843.64, the notes pay a return equal to the percentage increase in the Dow Jones EURO STOXX 50 Index, up to a cap of 27.50%. If on July 24, 2015 the index is below 3,014.62 but not below 2713.16, investors receive \$1,000 face value per note. If the Dow Jones EURO STOXX 50 Index level on July 24, 2015 is lower than 2713.16, investors receive face value per note reduced by 1.11 times the amount the reference asset is below 2713.16 as a percent of the initial level, 3,014.62.

Valuation

This product can be valued as a combination of a note from JPMorgan, 1.11 short out-of-the-money put options, one long at-the-money call option, and one short out-of-the-money call option. For reasonable valuation inputs this note was worth \$978.40 when it was issued on February 3, 2014 because the value of the options investors gave JPMorgan plus the interest investors would have received on JPMorgan's straight debt was worth \$21.60 more than the options investors received from JPMorgan.

There is no active secondary market for most structured products. Structured products, including this note, therefore are much less liquid than simple stocks, bonds, notes and mutual funds. Investors are likely to receive less than the structured product's estimated market value if they try to sell the structured product prior to maturity. Our valuations do not incorporate this relative lack of liquidity and therefore should be considered an upper bound on the value of the structured product.

Payoff Curve at Maturity

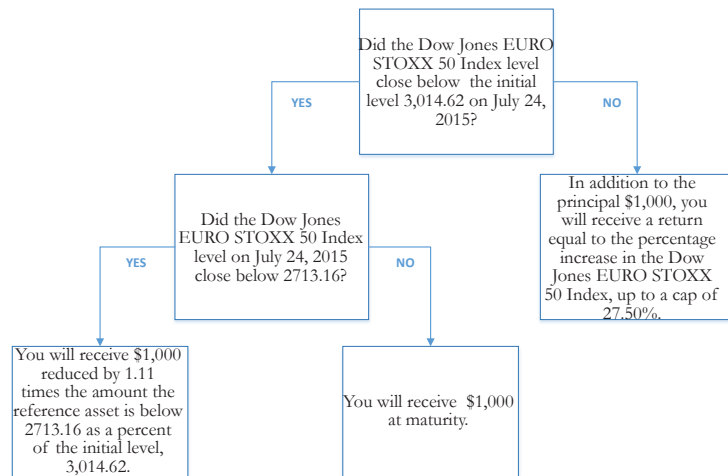


The payoff diagram shows the final payoff of this note given the Dow Jones EURO STOXX 50 Index level (horizontal axis). For comparison, the dashed line shows the payoff if you invested in the Dow Jones EURO STOXX 50 Index directly.

Principal Payback Table

The Dow Jones EURO STOXX 50 Index	Note Payoff
0.00	\$0.01
301.46	\$111.12
602.92	\$222.23
904.39	\$333.34
1,205.85	\$444.45
1,507.31	\$555.56
1,808.77	\$666.67
2,110.23	\$777.78
2,411.70	\$888.89
2,713.16	\$1,000.00
3,014.62	\$1,000.00
3,316.08	\$1,100.00
3,617.54	\$1,200.00
3,919.01	\$1,275.00
4,220.47	\$1,275.00
4,521.93	\$1,275.00

Maturity Payoff Diagram

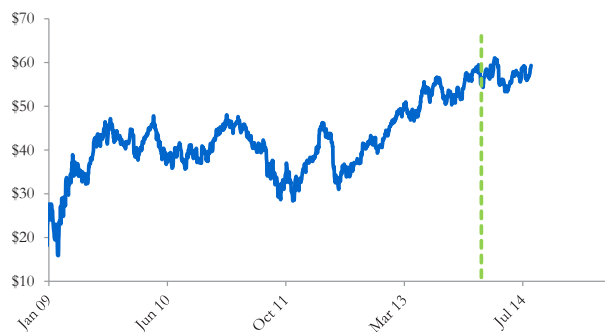


The contingent payoffs of this Capped Buffered Note.

Analysis

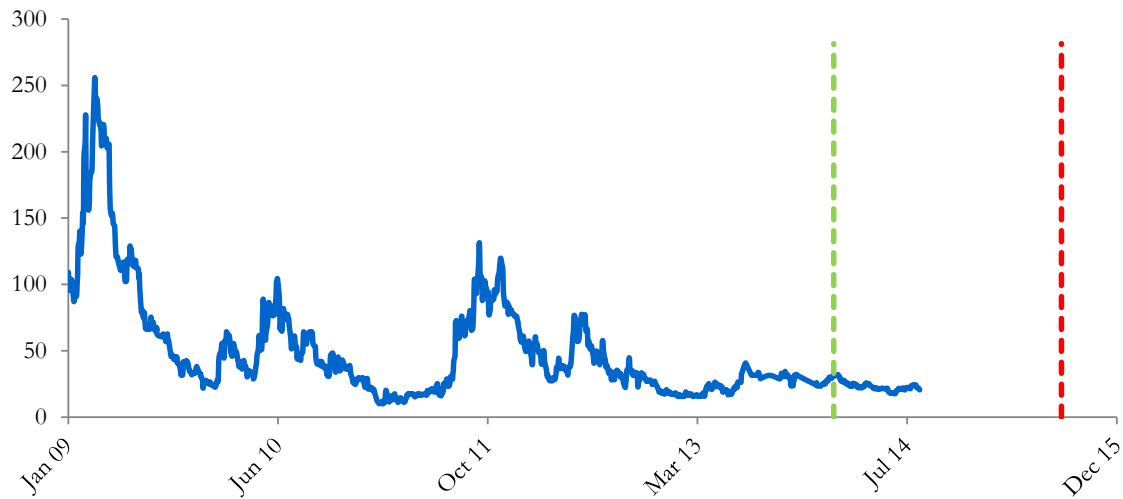
This Capped Buffered Note pays investors the increase in the Dow Jones EURO STOXX 50 Index capped at 27.50%, but if the Dow Jones EURO STOXX 50 Index declines over the term of the note, investors will suffer losses equal to the percentage decline in the Dow Jones EURO STOXX 50 Index. In addition, investors bear the credit risk of JPMorgan. Investors purchasing this Capped Buffered Note effectively sell at-the-money put and out-of-the-money call options to JPMorgan, buy at-the-money call options, and a zero-coupon note from JPMorgan. This Capped Buffered Note is fairly priced if and only if the market value of the options investors received from JPMorgan equals the market value of the options investors gave JPMorgan plus the interest investors would have received on JPMorgan's straight debt.

JPMorgan's Stock Price



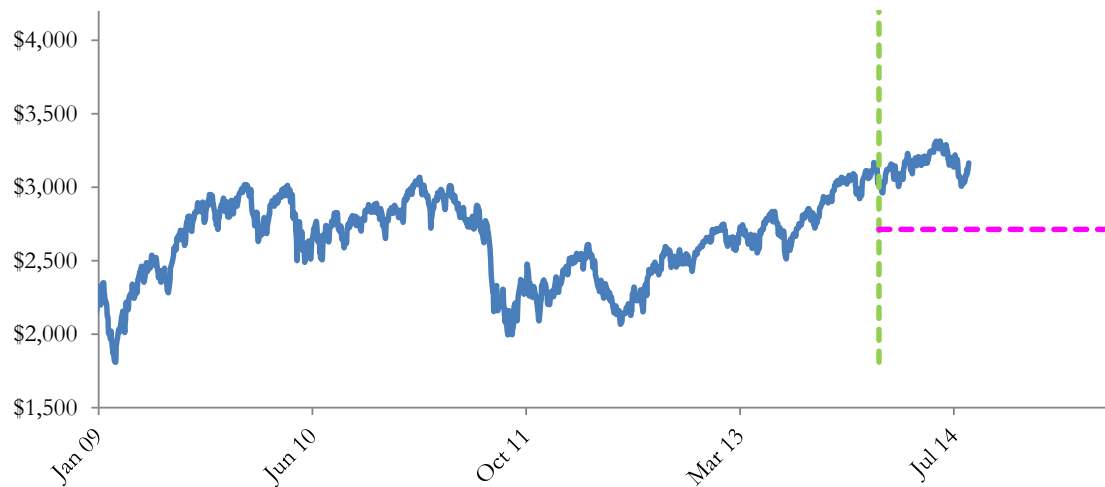
The graph above shows the adjusted closing price of the issuer JPMorgan for the past several years. The stock price of the issuer is an indication of the financial strength of JPMorgan. The adjusted price shown above incorporates any stock split, reverse stock split, etc.

JPMorgan's CDS Rate



Credit default swap (CDS) rates are the market price that investors require to bear credit risk of an issuer such as JPMorgan. CDS rates are usually given in basis points (bps). One basis point equals 0.01%. Higher CDS rates reflect higher perceived credit risk, higher required yields, and therefore lower market value of JPMorgan's debt, including outstanding Capped Buffered Note. Fluctuations in JPMorgan's CDS rate impact the market value of the notes in the secondary market.

The Dow Jones EURO STOXX 50 Index Level

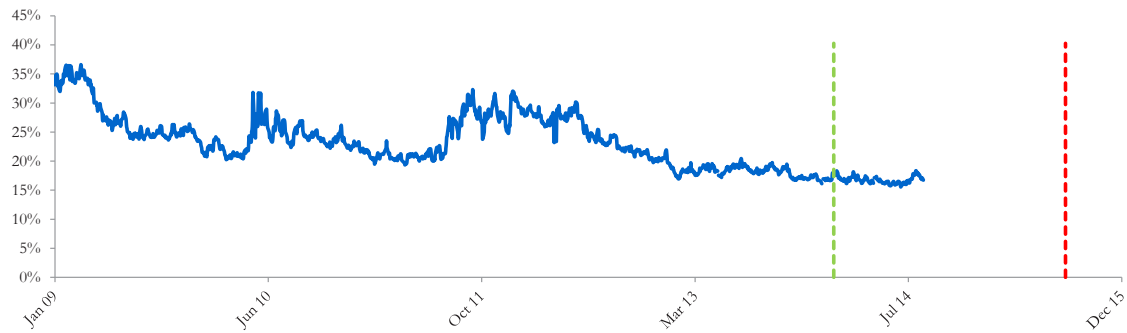


The graph above shows the historical levels of the Dow Jones EURO STOXX 50 Index for the past several years. The final payoff of this note is determined by the Dow Jones EURO STOXX 50 Index level at maturity. Higher fluctuations in the Dow Jones EURO STOXX 50 Index level correspond to a greater uncertainty in the final payout of this Capped Buffered Note.

Realized Payoff

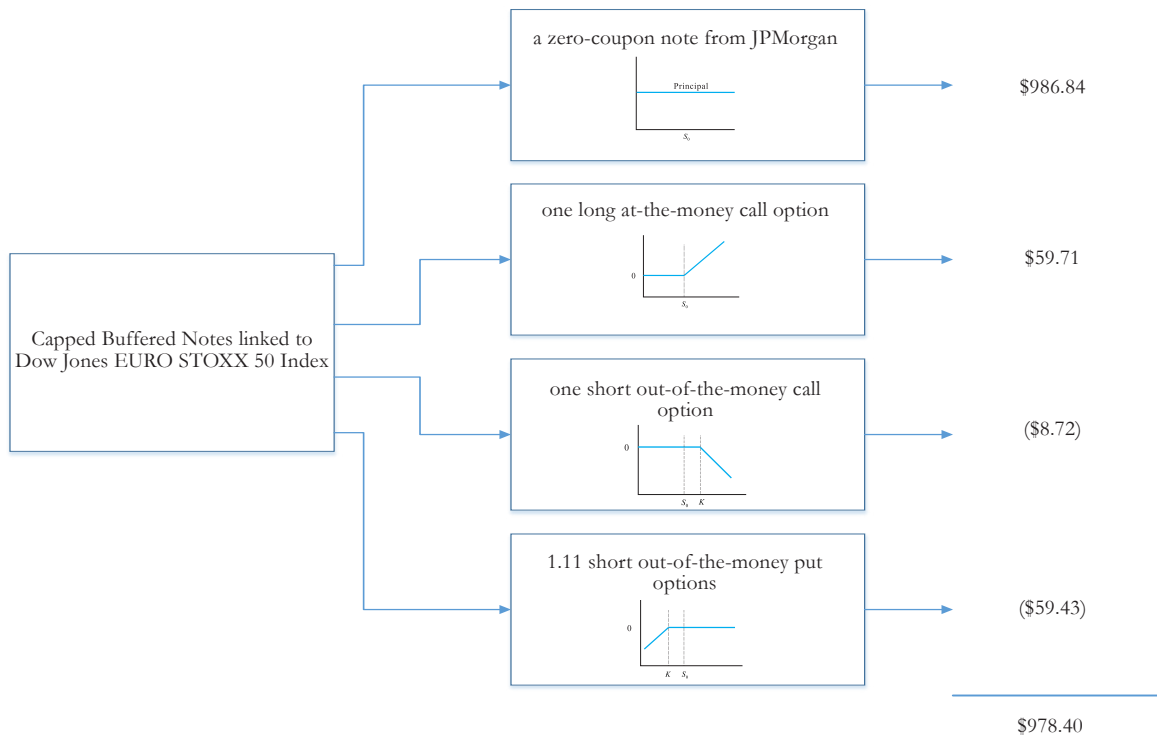
This product will mature on July 29, 2015.

Reference Asset The Dow Jones EURO STOXX 50 Index's Implied Volatility



The annualized implied volatility of the Dow Jones EURO STOXX 50 Index on January 27, 2014 was 17.26%, meaning that options contracts on the Dow Jones EURO STOXX 50 Index were trading at prices that reflect an expected annual volatility of 17.26%. The higher the implied volatility, the larger the expected fluctuations of the Dow Jones EURO STOXX 50 Index level and of the Note's market value during the life of the Notes.

Decomposition of this Capped Buffered Note



This note can be decomposed into different components, and each component can be valued separately. The chart above shows the value of each component of this Capped Buffered Note.

1. Delta measures the sensitivity of the price of the note to the Dow Jones EURO STOXX 50 Index level on January 27, 2014.
2. CDS rates can be considered a measure of the probability that an issuer will default over a certain period of time and the likely loss given a default. The lower the CDS rate, the lower the default probability. CDS rate is given in basis points (1 basis point equals 0.01%), and is considered as a market premium, on top of the risk-free rate, that investors require to insure against a potential default.
3. Fair price evaluation is based on the Black-Scholes model of the Dow Jones EURO STOXX 50 Index on January 27, 2014.
4. Calculated payout at maturity is only an approximation, and may differ from actual payouts at maturity.
5. Our evaluation does not include any transaction fees, broker commissions, or liquidity discounts on the notes.