

Report Prepared On: 08/26/14

**Structured Product Details**

<b>Name</b>	Capped Buffered Return Enhanced Notes linked to SPDR Gold Trust
<b>Issue Size</b>	\$8.04 million
<b>Issue Price</b>	\$1,000
<b>Term</b>	12 Months
<b>Annualized Coupon</b>	0.00%
<b>Pricing Date</b>	January 17, 2014
<b>Issue Date</b>	January 23, 2014
<b>Valuation Date</b>	January 27, 2015
<b>Maturity Date</b>	January 30, 2015
<b>Issuer</b>	JPMorgan
<b>CDS Rate</b>	30.14 bps
<b>Swap Rate</b>	0.57%
<b>Reference Asset</b>	SPDR Gold Trust's stock
<b>Initial Level</b>	\$120.93
<b>Dividend Rate</b>	0.00%
<b>Implied Volatility</b>	18.66%
<b>Delta<sup>1</sup></b>	0.56
<b>Fair Price at Issue</b>	\$979.70
<b>CUSIP</b>	48126NX51
<b>SEC Link</b>	<a href="http://www.sec.gov/Archives/edgar/data/19617/000095010314000378/dp43284_424b2-2082.htm">www.sec.gov/Archives/edgar/data/19617/000095010314000378/dp43284_424b2-2082.htm</a>

**Related Research**

**Research Papers:**

[www.slcg.com/research.php](http://www.slcg.com/research.php)

- "Are Structured Products Suitable for Retail Investors?" December 2006.
- "Structured Products in the Aftermath of Lehman Brothers," November 2009.
- "What TiVo and JP Morgan Teach Us about Reverse Convertibles," June 2010.

**Tim Husson, Ph.D.,**  
 Senior Financial Economist, SLCG  
 (+1) 703.890.0743  
[TimHusson@slcg.com](mailto:TimHusson@slcg.com)

**Capped Buffered Return Enhanced Notes linked to SPDR Gold Trust**

**Description**

JPMorgan issued \$8.04 million of Capped Buffered Return Enhanced Notes linked to SPDR Gold Trust on January 23, 2014 at \$1,000 per note.

These notes are JPMorgan-branded Buffered PLUS securities that do not pay periodic coupons, but instead pay a single amount at maturity depending on the final level of SPDR Gold Trust's stock.

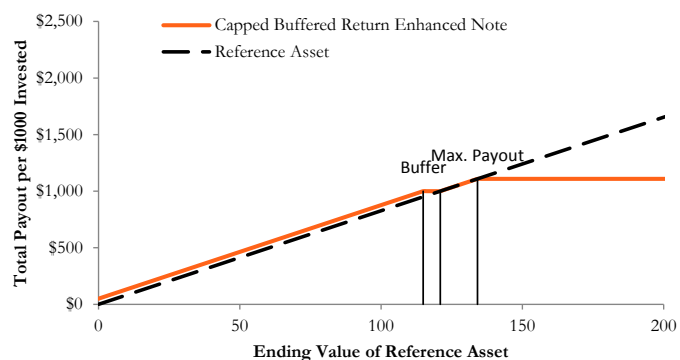
If on January 27, 2015 SPDR Gold Trust's stock price is higher than \$120.93, but lower than \$134.11, the notes pay a return equal to the percentage increase in SPDR Gold Trust's stock, up to a cap of 10.90%. If on January 27, 2015 the refe is below \$120.93 but not below \$114.88, investors receive \$1,000 face value per note. If SPDR Gold Trust's stock price on January 27, 2015 is lower than \$114.88, investors receive face value per note reduced by the amount the reference asset is below \$114.88 as a percent of the initial level, \$120.93.

**Valuation**

This product can be valued as a combination of a note from JPMorgan, one short out-of-the-money put option, one long at-the-money call option, and one short out-of-the-money call option. For reasonable valuation inputs this note was worth \$979.70 when it was issued on January 23, 2014 because the value of the options investors gave JPMorgan plus the interest investors would have received on JPMorgan's straight debt was worth \$20.30 more than the options investors received from JPMorgan.

There is no active secondary market for most structured products. Structured products, including this note, therefore are much less liquid than simple stocks, bonds, notes and mutual funds. Investors are likely to receive less than the structured product's estimated market value if they try to sell the structured product prior to maturity. Our valuations do not incorporate this relative lack of liquidity and therefore should be considered an upper bound on the value of the structured product.

**Payoff Curve at Maturity**

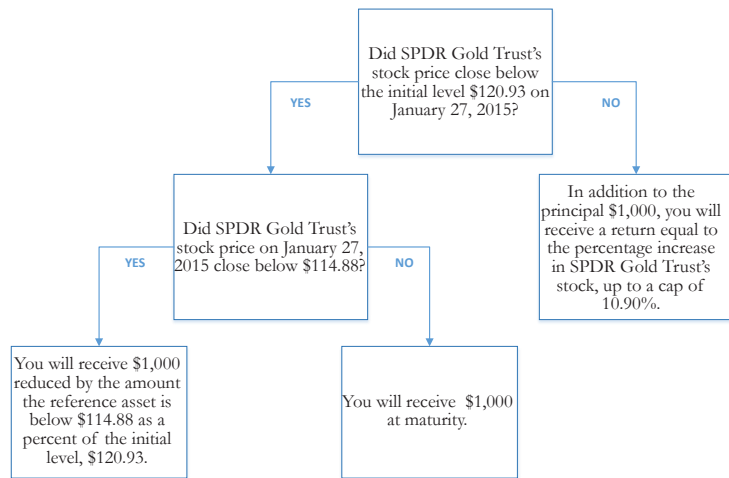


The payoff diagram shows the final payoff of this note given SPDR Gold Trust's stock price (horizontal axis). For comparison, the dashed line shows the payoff if you invested in SPDR Gold Trust's stock directly.

**Principal Payback Table**

SPDR Gold Trust's Stock	Note Payoff
\$0.00	\$50.00
\$12.09	\$150.00
\$24.19	\$250.00
\$36.28	\$350.00
\$48.37	\$450.00
\$60.47	\$550.00
\$72.56	\$650.00
\$84.65	\$750.00
\$96.74	\$850.00
\$108.84	\$950.00
<b>\$120.93</b>	<b>\$1,000.00</b>
\$133.02	\$1,100.00
\$145.12	\$1,109.00
\$157.21	\$1,109.00
\$169.30	\$1,109.00
\$181.40	\$1,109.00

**Maturity Payoff Diagram**

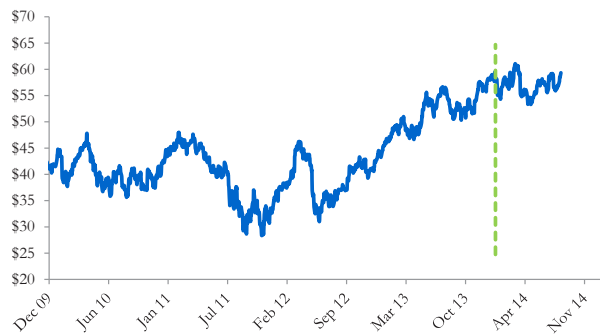


*The contingent payoffs of this Capped Buffered Return Enhanced Note.*

**Analysis**

This Capped Buffered Return Enhanced Note pays investors the increase in SPDR Gold Trust's stock capped at 10.90%, but if SPDR Gold Trust's stock declines over the term of the note, investors will suffer losses equal to the percentage decline in SPDR Gold Trust's stock. In addition, investors bear the credit risk of JPMorgan. Investors purchasing this Capped Buffered Return Enhanced Note effectively sell at-the-money put and out-of-the-money call options to JPMorgan, buy at-the-money call options, and a zero-coupon note from JPMorgan. This Capped Buffered Return Enhanced Note is fairly priced if and only if the market value of the options investors received from JPMorgan equals the market value of the options investors gave JPMorgan plus the interest investors would have received on JPMorgan's straight debt.

**JPMorgan's Stock Price**



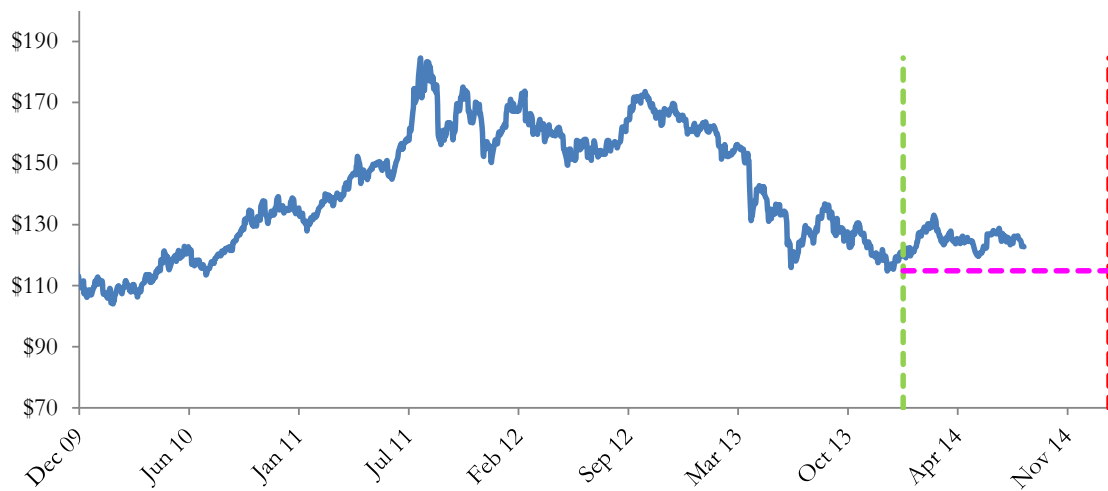
*The graph above shows the adjusted closing price of the issuer JPMorgan for the past several years. The stock price of the issuer is an indication of the financial strength of JPMorgan. The adjusted price shown above incorporates any stock split, reverse stock split, etc.*

### JPMorgan's CDS Rate



Credit default swap (CDS) rates are the market price that investors require to bear credit risk of an issuer such as JPMorgan. CDS rates are usually given in basis points (bps). One basis point equals 0.01%. Higher CDS rates reflect higher perceived credit risk, higher required yields, and therefore lower market value of JPMorgan's debt, including outstanding Capped Buffered Return Enhanced Note. Fluctuations in JPMorgan's CDS rate impact the market value of the notes in the secondary market.

### SPDR Gold Trust's Stock Price

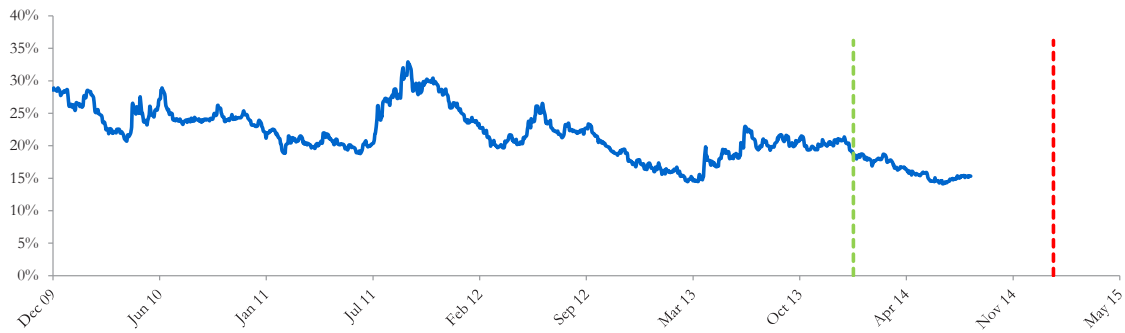


The graph above shows the historical levels of SPDR Gold Trust's stock for the past several years. The final payoff of this note is determined by SPDR Gold Trust's stock price at maturity. Higher fluctuations in SPDR Gold Trust's stock price correspond to a greater uncertainty in the final payoff of this Capped Buffered Return Enhanced Note.

### Realized Payoff

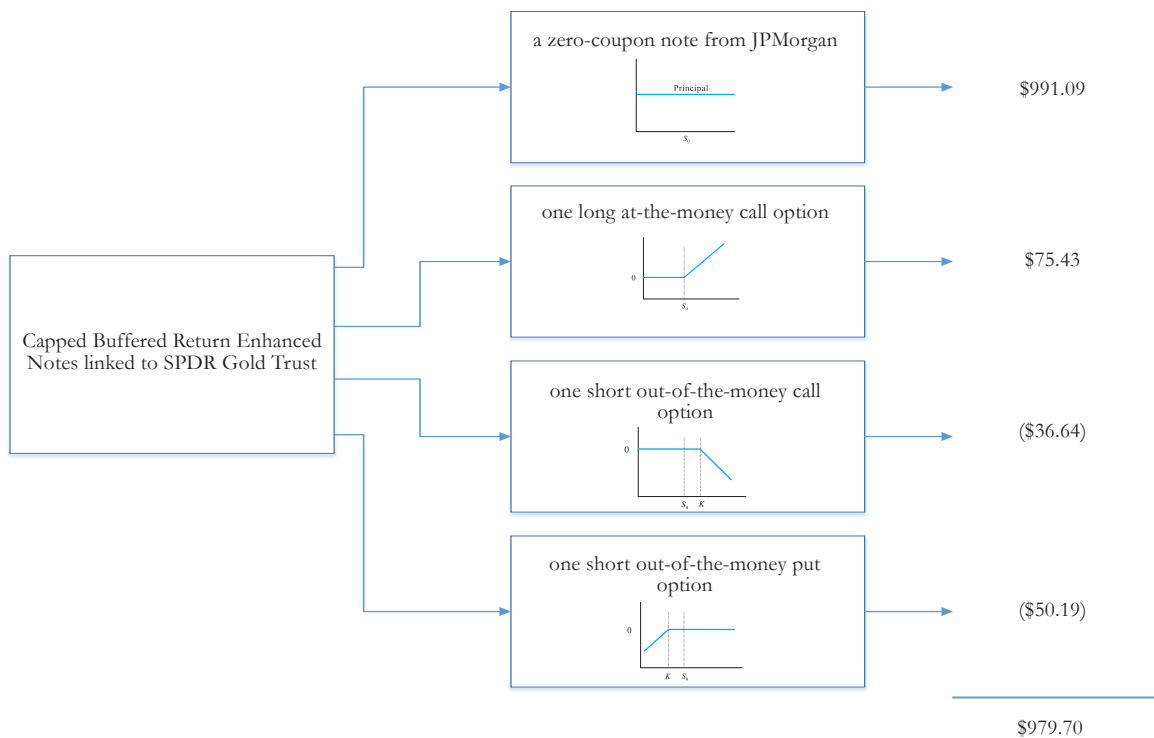
This product will mature on January 30, 2015.

### Reference Asset SPDR Gold Trust's Stock's Implied Volatility



The annualized implied volatility of SPDR Gold Trust's stock on January 17, 2014 was 18.66%, meaning that options contracts on SPDR Gold Trust's stock were trading at prices that reflect an expected annual volatility of 18.66%. The higher the implied volatility, the larger the expected fluctuations of SPDR Gold Trust's stock price and of the Note's market value during the life of the Notes.

### Decomposition of this Capped Buffered Return Enhanced Note



This note can be decomposed into different components, and each component can be valued separately. The chart above shows the value of each component of this Capped Buffered Return Enhanced Note.

1. Delta measures the sensitivity of the price of the note to the SPDR Gold Trust's stock price on January 17, 2014.
2. CDS rates can be considered a measure of the probability that an issuer will default over a certain period of time and the likely loss given a default. The lower the CDS rate, the lower the default probability. CDS rate is given in basis points (1 basis point equals 0.01%), and is considered as a market premium, on top of the risk-free rate, that investors require to insure against a potential default.
3. Fair price evaluation is based on the Black-Scholes model of the SPDR Gold Trust's stock on January 17, 2014.
4. Calculated payout at maturity is only an approximation, and may differ from actual payouts at maturity.
5. Our evaluation does not include any transaction fees, broker commissions, or liquidity discounts on the notes.