

Report Prepared On: 08/02/13

## Structured Product Details

<b>Name</b>	Buffered Accelerated Market Participation Securities linked to Hang Seng China Ent Index
<b>Issue Size</b>	\$215,000
<b>Issue Price</b>	\$1,000
<b>Term</b>	15 Months
<b>Annualized Coupon</b>	0.00%
<b>Pricing Date</b>	January 22, 2010
<b>Issue Date</b>	January 27, 2010
<b>Valuation Date</b>	April 21, 2011
<b>Maturity Date</b>	April 27, 2011
<b>Issuer</b>	HSBC
<b>CDS Rate</b>	72.41 bps
<b>Swap Rate</b>	0.92%
<b>Reference Asset</b>	the Hang Seng China Ent Index
<b>Initial Level</b>	11,858.46
<b>Dividend Rate</b>	2.04%
<b>Implied Volatility</b>	30.04%
<b>Delta<sup>1</sup></b>	0.54
<b>Fair Price at Issue</b>	\$962.15
<b>Realized Return</b>	15.75%
<b>CUSIP</b>	4042K0K38
<b>SEC Link</b>	<a href="http://www.sec.gov/Archives/edgar/data/83246/000114420410003724/v172342_424b2.htm">www.sec.gov/Archives/edgar/data/83246/000114420410003724/v172342_424b2.htm</a>

## Buffered Accelerated Market Participation Securities linked to Hang Seng China Ent Index

### Description

HSBC issued \$215,000 of Buffered Accelerated Market Participation Securities linked to Hang Seng China Ent Index on January 27, 2010 at \$1,000 per note.

These notes are HSBC-branded Buffered PLUS securities that do not pay periodic coupons, but instead pay a single amount at maturity depending on the final level of the Hang Seng China Ent Index.

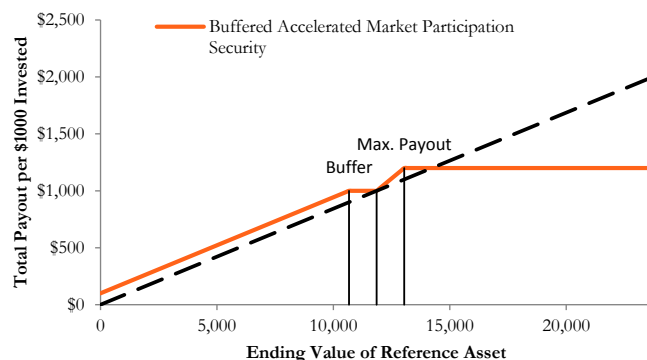
If on April 21, 2011 the Hang Seng China Ent Index level is higher than 11,858.46, but lower than 13,044.31, the notes pay a return equal to the percentage increase in the Hang Seng China Ent Index multiplied by 2.0, up to a cap of 20.00%. If on April 21, 2011 the refe is below 11,858.46 but not below 10672.61, investors receive \$1,000 face value per note. If the Hang Seng China Ent Index level on April 21, 2011 is lower than 10672.61, investors receive face value per note reduced by the amount the reference asset is below 10672.61 as a percent of the initial level, 11,858.46.

### Valuation

This product can be valued as a combination of a note from HSBC, one short out-of-the-money put option, two long at-the-money call options, and two short out-of-the-money call options. For reasonable valuation inputs this note was worth \$962.15 when it was issued on January 27, 2010 because the value of the options investors gave HSBC plus the interest investors would have received on HSBC's straight debt was worth \$37.85 more than the options investors received from HSBC.

There is no active secondary market for most structured products. Structured products, including this note, therefore are much less liquid than simple stocks, bonds, notes and mutual funds. Investors are likely to receive less than the structured product's estimated market value if they try to sell the structured product prior to maturity. Our valuations do not incorporate this relative lack of liquidity and therefore should be considered an upper bound on the value of the structured product.

### Payoff Curve at Maturity



*The payoff diagram shows the final payoff of this note given the Hang Seng China Ent Index level (horizontal axis). For comparison, the dashed line shows the payoff if you invested in the Hang Seng China Ent Index directly.*

## Related Research

### Research Papers:

[www.slcg.com/research.php](http://www.slcg.com/research.php)

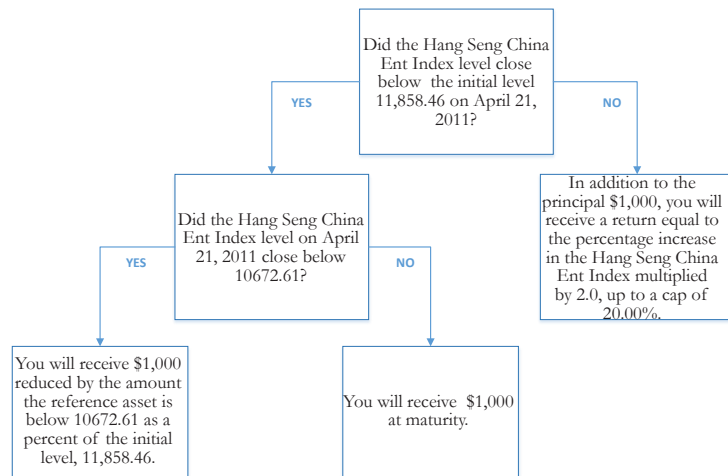
- "Are Structured Products Suitable for Retail Investors?" December 2006.
- "Structured Products in the Aftermath of Lehman Brothers," November 2009.
- "What TiVo and JP Morgan Teach Us about Reverse Convertibles," June 2010.

**Tim Husson, Ph.D.,**  
Senior Financial Economist, SLCG  
(+1) 703.890.0743  
[TimHusson@slcg.com](mailto:TimHusson@slcg.com)

## Principal Payback Table

The Hang Seng China Ent Index	Note Payoff
0.00	\$100.00
1,185.85	\$200.00
2,371.69	\$300.00
3,557.54	\$400.00
4,743.38	\$500.00
5,929.23	\$600.00
7,115.08	\$700.00
8,300.92	\$800.00
9,486.77	\$900.00
10,672.61	\$1,000.00
<b>11,858.46</b>	<b>\$1,000.00</b>
13,044.31	\$1,200.00
14,230.15	\$1,200.00
15,416.00	\$1,200.00
16,601.84	\$1,200.00
17,787.69	\$1,200.00

## Maturity Payoff Diagram

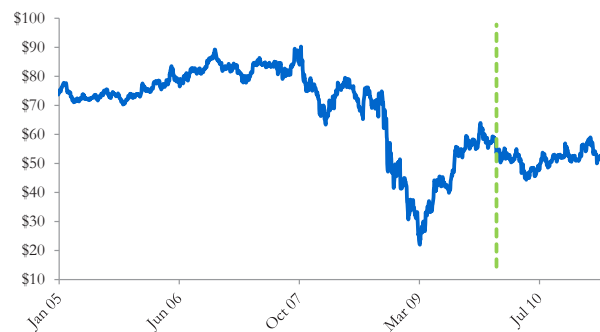


*The contingent payoffs of this Buffered Accelerated Market Participation Security.*

## Analysis

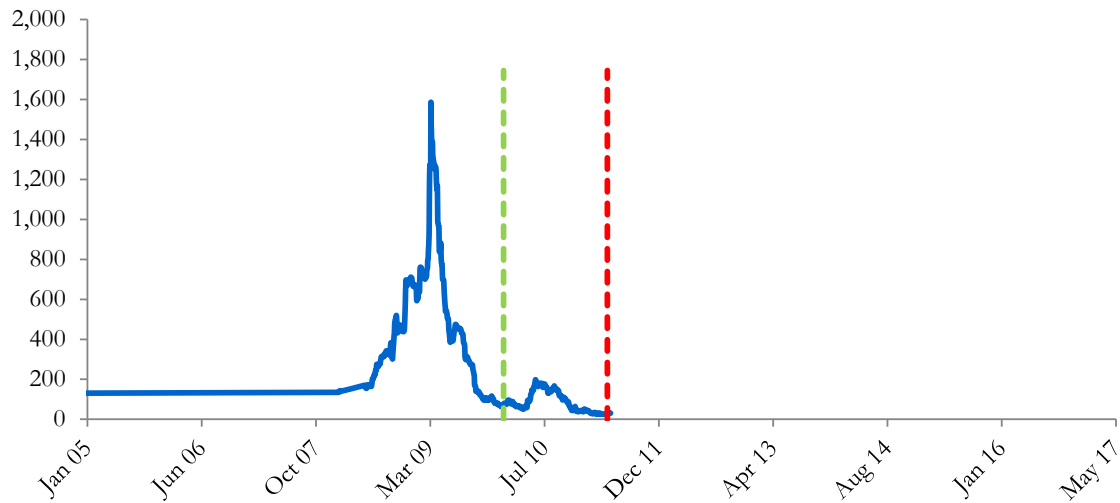
This Buffered Accelerated Market Participation Security pays investors the increase in the Hang Seng China Ent Index multiplied by 2.0 capped at 20.00%, but if the Hang Seng China Ent Index declines over the term of the note, investors will suffer losses equal to the percentage decline in the Hang Seng China Ent Index. In addition, investors bear the credit risk of HSBC. Investors purchasing this Buffered Accelerated Market Participation Security effectively sell at-the-money put and out-of-the-money call options to HSBC, buy at-the-money call options, and a zero-coupon note from HSBC. This Buffered Accelerated Market Participation Security is fairly priced if and only if the market value of the options investors received from HSBC equals the market value of the options investors gave HSBC plus the interest investors would have received on HSBC's straight debt.

## HSBC's Stock Price



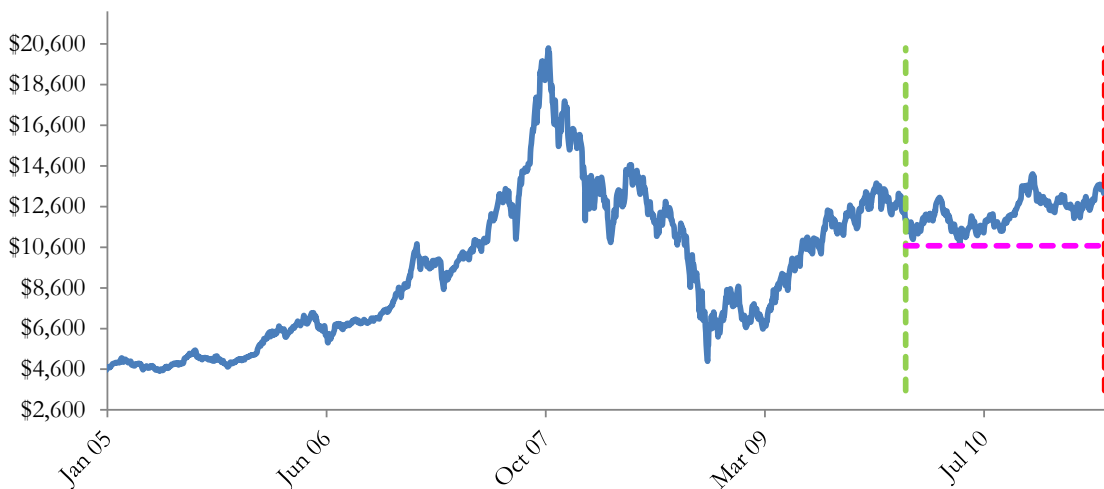
*The graph above shows the adjusted closing price of the issuer HSBC for the past several years. The stock price of the issuer is an indication of the financial strength of HSBC. The adjusted price shown above incorporates any stock split, reverse stock split, etc.*

## HSBC's CDS Rate



Credit default swap (CDS) rates are the market price that investors require to bear credit risk of an issuer such as HSBC. CDS rates are usually given in basis points (bps). One basis point equals 0.01%. Higher CDS rates reflect higher perceived credit risk, higher required yields, and therefore lower market value of HSBC's debt, including outstanding Buffered Accelerated Market Participation Security. Fluctuations in HSBC's CDS rate impact the market value of the notes in the secondary market.

## The Hang Seng China Ent Index Level

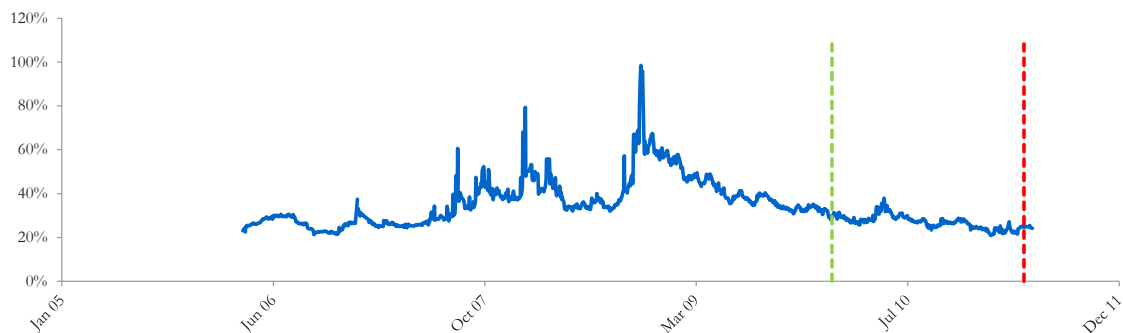


The graph above shows the historical levels of the Hang Seng China Ent Index for the past several years. The final payoff of this note is determined by the Hang Seng China Ent Index level at maturity. Higher fluctuations in the Hang Seng China Ent Index level correspond to a greater uncertainty in the final payout of this Buffered Accelerated Market Participation Security.

## Realized Payoff

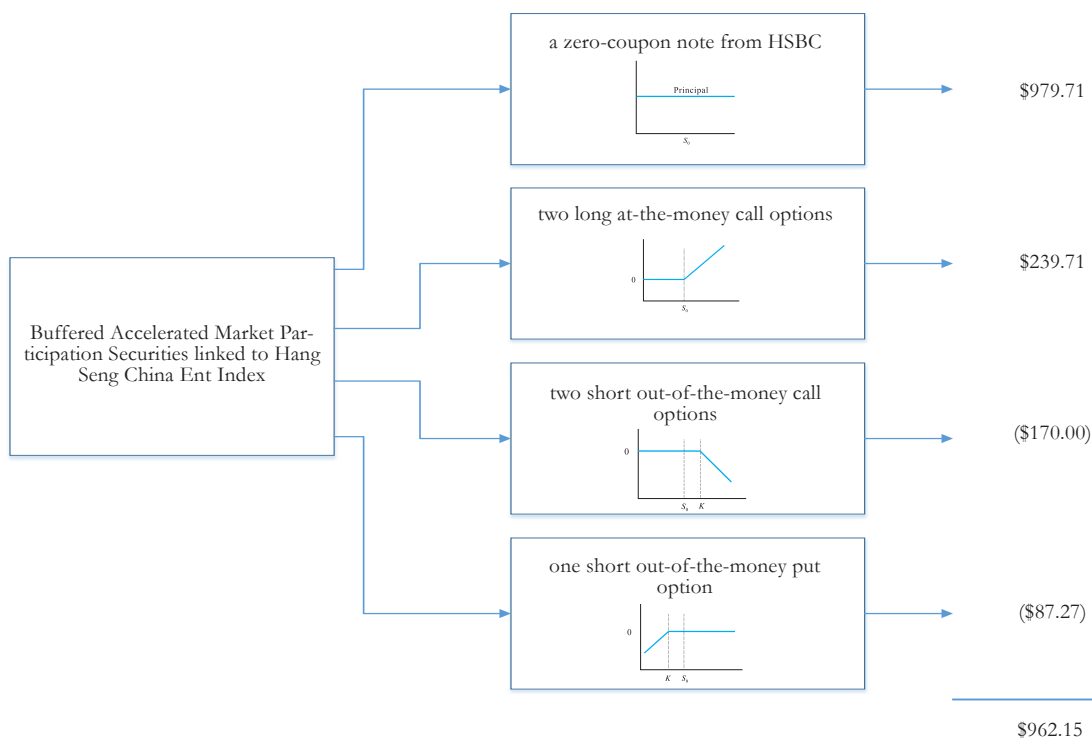
This note matured on April 27, 2011 and investors received \$1,200.00 per note.

## Reference Asset The Hang Seng China Ent Index's Implied Volatility



The annualized implied volatility of the Hang Seng China Ent Index on January 22, 2010 was 30.04%, meaning that options contracts on the Hang Seng China Ent Index were trading at prices that reflect an expected annual volatility of 30.04%. The higher the implied volatility, the larger the expected fluctuations of the Hang Seng China Ent Index level and of the Note's market value during the life of the Notes.

## Decomposition of this Buffered Accelerated Market Participation Security



This note can be decomposed into different components, and each component can be valued separately. The chart above shows the value of each component of this Buffered Accelerated Market Participation Security.

1. Delta measures the sensitivity of the price of the note to the Hang Seng China Ent Index level on January 22, 2010.
2. CDS rates can be considered a measure of the probability that an issuer will default over a certain period of time and the likely loss given a default. The lower the CDS rate, the lower the default probability. CDS rate is given in basis points (1 basis point equals 0.01%), and is considered as a market premium, on top of the risk-free rate, that investors require to insure against a potential default.
3. Fair price evaluation is based on the Black-Scholes model of the Hang Seng China Ent Index on January 22, 2010.
4. Calculated payout at maturity is only an approximation, and may differ from actual payouts at maturity.
5. Our evaluation does not include any transaction fees, broker commissions, or liquidity discounts on the notes.