

Report Prepared On: 08/26/14

**Structured Product Details**

<b>Name</b>	Leveraged Buffered EURO STOXX 50 Index-Linked Notes linked to Dow Jones EURO STOXX 50 Index
<b>Issue Size</b>	\$25.70 million
<b>Issue Price</b>	\$1,000
<b>Term</b>	60 Months
<b>Annualized Coupon</b>	0.00%
<b>Pricing Date</b>	August 16, 2013
<b>Issue Date</b>	August 23, 2013
<b>Valuation Date</b>	August 16, 2018
<b>Maturity Date</b>	August 23, 2018
<b>Issuer</b>	Goldman Sachs
<b>CDS Rate</b>	130.74 bps
<b>Swap Rate</b>	1.74%
<b>Reference Asset</b>	the Dow Jones EURO STOXX 50 Index
<b>Initial Level</b>	2,854.27
<b>Dividend Rate</b>	3.85%
<b>Implied Volatility</b>	18.44%
<b>Delta<sup>1</sup></b>	0.67
<b>Fair Price at Issue</b>	\$846.35
<b>CUSIP</b>	38147QNW2
<b>SEC Link</b>	<a href="http://www.sec.gov/Archives/edgar/data/886982/000119312513341111/d588339d424b2.htm">www.sec.gov/Archives/edgar/data/886982/000119312513341111/d588339d424b2.htm</a>

**Leveraged Buffered EURO STOXX 50 Index-Linked Notes linked to Dow Jones EURO STOXX 50 Index**

**Description**

Goldman Sachs issued \$25.70 million of Leveraged Buffered EURO STOXX 50 Index-Linked Notes linked to Dow Jones EURO STOXX 50 Index on August 23, 2013 at \$1,000 per note.

These notes are Goldman Sachs-branded Buffered PLUS securities that do not pay periodic coupons, but instead pay a single amount at maturity depending on the final level of the Dow Jones EURO STOXX 50 Index.

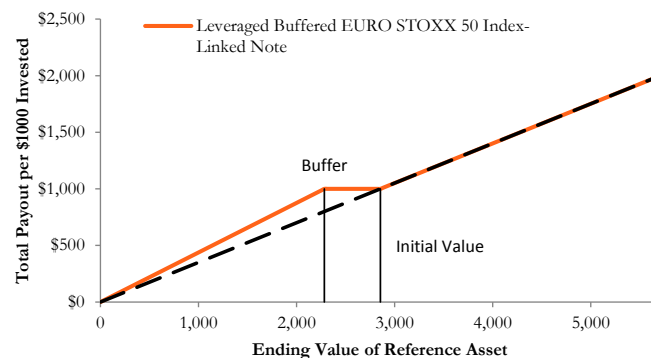
If on August 16, 2018 the Dow Jones EURO STOXX 50 Index level is higher than 2,854.27, the notes pay a return equal to the percentage increase in the Dow Jones EURO STOXX 50 Index. If on August 16, 2018 the refe is below 2,854.27 but not below 2283.42, investors receive \$1,000 face value per note. If the Dow Jones EURO STOXX 50 Index level on August 16, 2018 is lower than 2283.42, investors receive face value per note reduced by 1.25 times the amount the reference asset is below 2283.42 as a percent of the initial level, 2,854.27.

**Valuation**

This product can be valued as a combination of a note from Goldman Sachs, 1.25 short out-of-the-money put options, and one long at-the-money call option. For reasonable valuation inputs this note was worth \$846.35 when it was issued on August 23, 2013 because the value of the options investors gave Goldman Sachs plus the interest investors would have received on Goldman Sachs's straight debt was worth \$153.65 more than the options investors received from Goldman Sachs.

There is no active secondary market for most structured products. Structured products, including this note, therefore are much less liquid than simple stocks, bonds, notes and mutual funds. Investors are likely to receive less than the structured product's estimated market value if they try to sell the structured product prior to maturity. Our valuations do not incorporate this relative lack of liquidity and therefore should be considered an upper bound on the value of the structured product.

**Payoff Curve at Maturity**



The payoff diagram shows the final payoff of this note given the Dow Jones EURO STOXX 50 Index level (horizontal axis). For comparison, the dashed line shows the payoff if you invested in the Dow Jones EURO STOXX 50 Index directly.

**Related Research**

**Research Papers:**

[www.slcg.com/research.php](http://www.slcg.com/research.php)

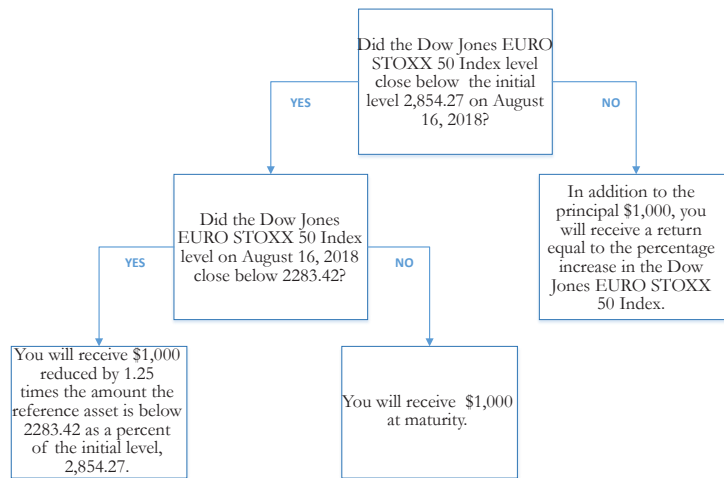
- "Are Structured Products Suitable for Retail Investors?" December 2006.
- "Structured Products in the Aftermath of Lehman Brothers," November 2009.
- "What TiVo and JP Morgan Teach Us about Reverse Convertibles," June 2010.

**Tim Husson, Ph.D.,**  
 Senior Financial Economist, SLCG  
 (+1) 703.890.0743  
 TimHusson@slcg.com

**Principal Payback Table**

The Dow Jones EURO STOXX 50 Index	Note Payoff
0.00	\$0.00
285.43	\$125.00
570.85	\$250.00
856.28	\$375.00
1,141.71	\$500.00
1,427.14	\$625.00
1,712.56	\$750.00
1,997.99	\$875.00
2,283.42	\$1,000.00
2,568.84	\$1,000.00
<b>2,854.27</b>	<b>\$1,000.00</b>
3,139.70	\$1,100.00
3,425.12	\$1,200.00
3,710.55	\$1,300.00
3,995.98	\$1,400.00
4,281.41	\$1,500.00

**Maturity Payoff Diagram**

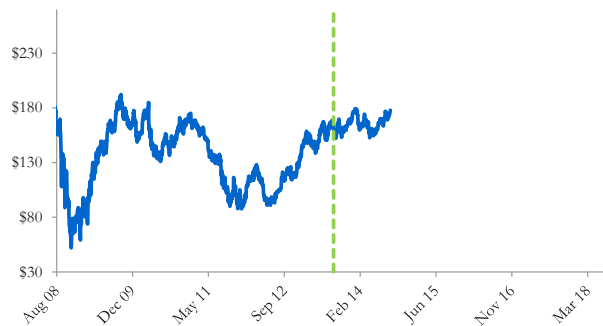


*The contingent payoffs of this Leveraged Buffered EURO STOXX 50 Index-Linked Note.*

**Analysis**

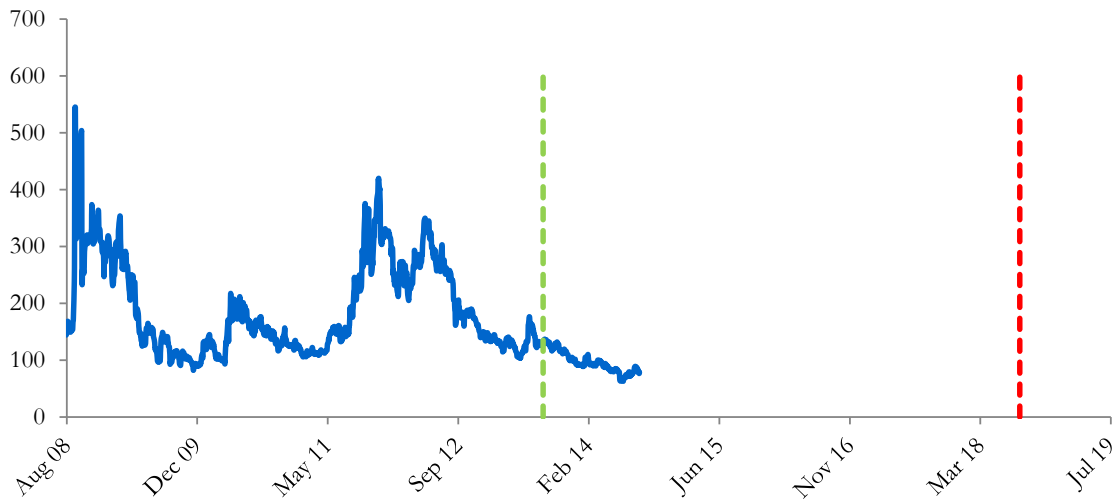
This Leveraged Buffered EURO STOXX 50 Index-Linked Note pays investors the increase in the Dow Jones EURO STOXX 50 Index, but if the Dow Jones EURO STOXX 50 Index declines over the term of the note, investors will suffer losses equal to the percentage decline in the Dow Jones EURO STOXX 50 Index. In addition, investors bear the credit risk of Goldman Sachs. Investors purchasing this Leveraged Buffered EURO STOXX 50 Index-Linked Note effectively sell at-the-money put options to Goldman Sachs, buy at-the-money call options, and a zero-coupon note from Goldman Sachs. This Leveraged Buffered EURO STOXX 50 Index-Linked Note is fairly priced if and only if the market value of the options investors received from Goldman Sachs equals the market value of the options investors gave Goldman Sachs plus the interest investors would have received on Goldman Sachs's straight debt.

**Goldman Sachs's Stock Price**



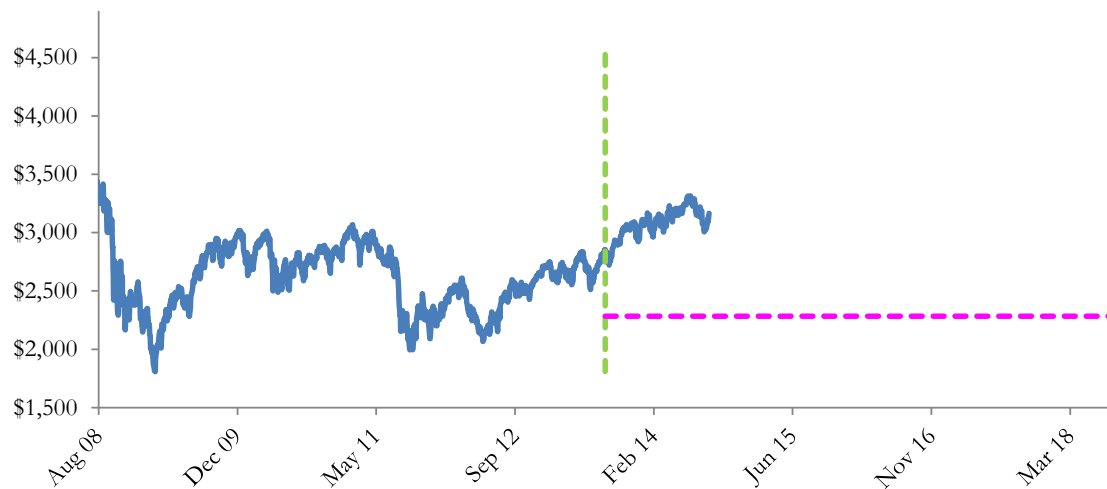
*The graph above shows the adjusted closing price of the issuer Goldman Sachs for the past several years. The stock price of the issuer is an indication of the financial strength of Goldman Sachs. The adjusted price shown above incorporates any stock split, reverse stock split, etc.*

### Goldman Sachs's CDS Rate



Credit default swap (CDS) rates are the market price that investors require to bear credit risk of an issuer such as Goldman Sachs. CDS rates are usually given in basis points (bps). One basis point equals 0.01%. Higher CDS rates reflect higher perceived credit risk, higher required yields, and therefore lower market value of Goldman Sachs's debt, including outstanding Leveraged Buffered EURO STOXX 50 Index-Linked Note. Fluctuations in Goldman Sachs's CDS rate impact the market value of the notes in the secondary market.

### The Dow Jones EURO STOXX 50 Index Level

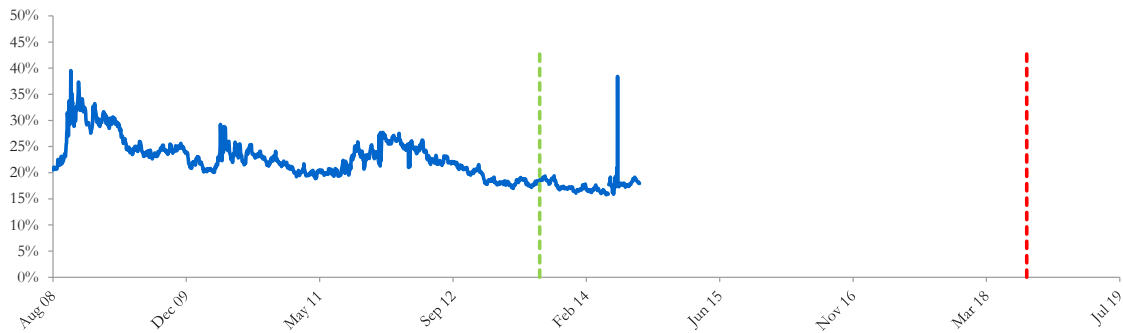


The graph above shows the historical levels of the Dow Jones EURO STOXX 50 Index for the past several years. The final payoff of this note is determined by the Dow Jones EURO STOXX 50 Index level at maturity. Higher fluctuations in the Dow Jones EURO STOXX 50 Index level correspond to a greater uncertainty in the final payout of this Leveraged Buffered EURO STOXX 50 Index-Linked Note.

### Realized Payoff

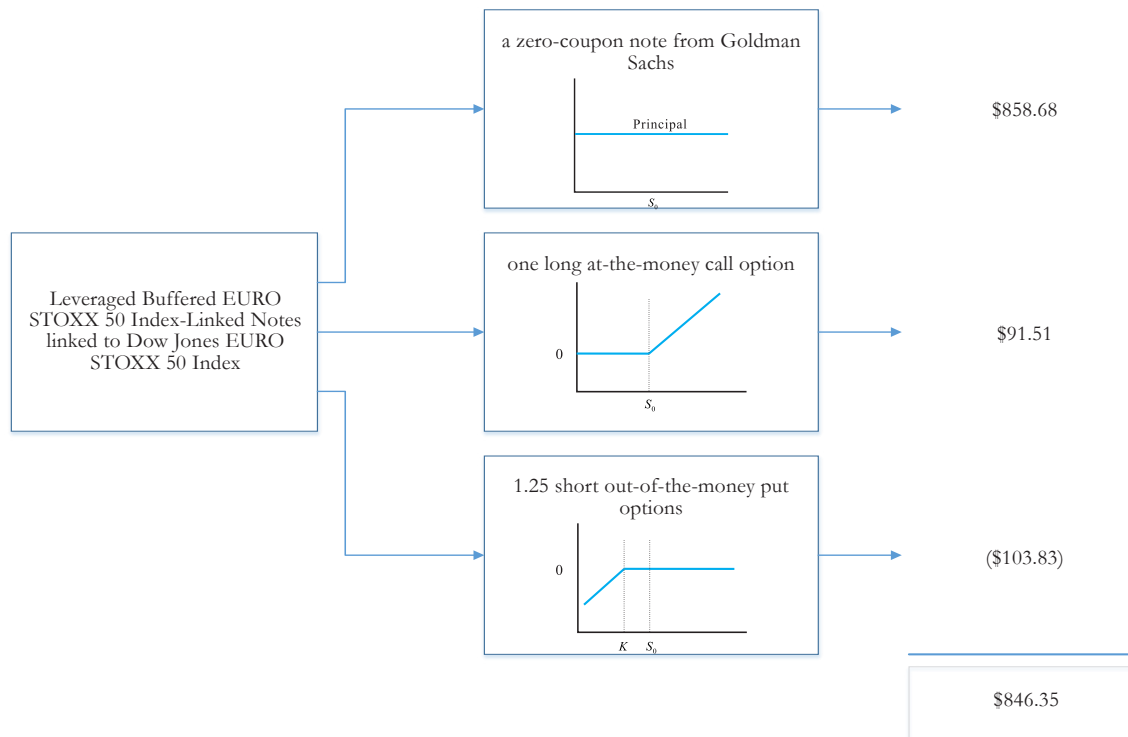
This product will mature on August 23, 2018.

## Reference Asset The Dow Jones EURO STOXX 50 Index's Implied Volatility



The annualized implied volatility of the Dow Jones EURO STOXX 50 Index on August 16, 2013 was 18.44%, meaning that options contracts on the Dow Jones EURO STOXX 50 Index were trading at prices that reflect an expected annual volatility of 18.44%. The higher the implied volatility, the larger the expected fluctuations of the Dow Jones EURO STOXX 50 Index level and of the Note's market value during the life of the Notes.

## Decomposition of this Leveraged Buffered EURO STOXX 50 Index-Linked Note



This note can be decomposed into different components, and each component can be valued separately. The chart above shows the value of each component of this Leveraged Buffered EURO STOXX 50 Index-Linked Note.

1. Delta measures the sensitivity of the price of the note to the the Dow Jones EURO STOXX 50 Index level on August 16, 2013.
2. CDS rates can be considered a measure of the probability that an issuer will default over a certain period of time and the likely loss given a default. The lower the CDS rate, the lower the default probability. CDS rate is given in basis points (1 basis point equals 0.01%), and is considered as a market premium, on top of the risk-free rate, that investors require to insure against a potential default.
3. Fair price evaluation is based on the Black-Scholes model of the the Dow Jones EURO STOXX 50 Index on August 16, 2013.
4. Calculated payout at maturity is only an approximation, and may differ from actual payouts at maturity.
5. Our evaluation does not include any transaction fees, broker commissions, or liquidity discounts on the notes.