

Report Prepared On: 08/02/13

Structured Product Details

Name	Leveraged Equity Index Fund-Linked Notes linked to iShares MSCI Emerging Markets Index Fund
Issue Size	\$11.81 million
Issue Price	\$1,000
Term	18 Months
Annualized Coupon	0.00%
Pricing Date	May 23, 2011
Issue Date	May 31, 2011
Valuation Date	November 23, 2012
Maturity Date	November 30, 2012
Issuer	Goldman Sachs
CDS Rate	59.99 bps
Swap Rate	0.73%
Reference Asset	iShares MSCI Emerging Markets Index Fund
Initial Level	\$2,011.00
Dividend Rate	1.39%
Implied Volatility	26.57%
Delta¹	0.79
Fair Price at Issue	\$947.11
Realized Return	-92.41%
CUSIP	38146Q149
SEC Link	www.sec.gov/Archives/edgar/data/886982/000119312511158477/d424b2.htm

Leveraged Equity Index Fund-Linked Notes linked to iShares MSCI Emerging Markets Index Fund

Description

Goldman Sachs issued \$11.81 million of Leveraged Equity Index Fund-Linked Notes linked to iShares MSCI Emerging Markets Index Fund on May 31, 2011 at \$1,000 per note.

These notes are Goldman Sachs-branded PLUS securities that do not pay periodic coupons, but instead pay a single amount at maturity depending on iShares MSCI Emerging Markets Index Fund's share price at maturity.

If iShares MSCI Emerging Markets Index Fund's share price on November 23, 2012 is higher than \$2,011.00, but lower than \$2,468.57, the notes pay a return equal to the percentage increase in iShares MSCI Emerging Markets Index Fund multiplied by 1.5. If on November 23, 2012 iShares MSCI Emerging Markets Index Fund's share price is above the \$2,468.57, the notes pay the maximum payout of \$1,341.30. If on November 23, 2012 iShares MSCI Emerging Markets Index Fund's share price is below \$2,011.00, investors receive the face value per note reduced by the percentage decline in the reference asset. The notes will pay nothing at maturity if the reference asset declines to zero.

Valuation

This note can be valued as a combination of a note from Goldman Sachs, a short at-the-money put option, 1.5 long at-the-money call options, and 1.5 short out-of-the-money call options. The short at-the-money put option exposes investors to any decline in iShares MSCI Emerging Markets Index Fund. The 1.5 short out-of-the-money call options has the strike price of \$2,468.57, and limits the maximum return of the notes beyond the cap level. For reasonable valuation inputs this note was worth \$947.11 when it was issued on May 31, 2011 because the value of the options investors gave Goldman Sachs plus the interest investors would have received on Goldman Sachs's straight debt was worth \$52.89 more than the call options investors received from Goldman Sachs.

There is no active secondary market for most structured products. Structured products, including this note, therefore are much less liquid than simple stocks, bonds, notes and mutual funds. Investors are likely to receive less than the structured product's estimated market value if they try to sell the structured product prior to maturity. Our valuations do not incorporate this relative lack of liquidity and therefore should be considered an upper bound on the value of the structured product.

Related Research

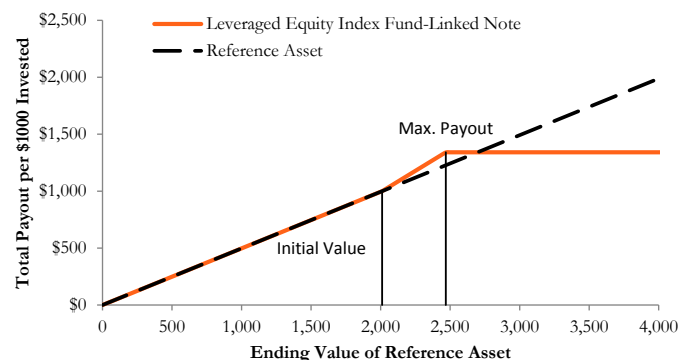
Research Papers:

www.slcg.com/research.php

- "Are Structured Products Suitable for Retail Investors?" December 2006.
- "Structured Products in the Aftermath of Lehman Brothers," November 2009.
- "What TiVo and JP Morgan Teach Us about Reverse Convertibles," June 2010.

Tim Dulaney, Ph.D.,
Senior Financial Economist, SLCG
(+1) 703.539.6777
TimDulaney@slcg.com

Payoff Curve at Maturity

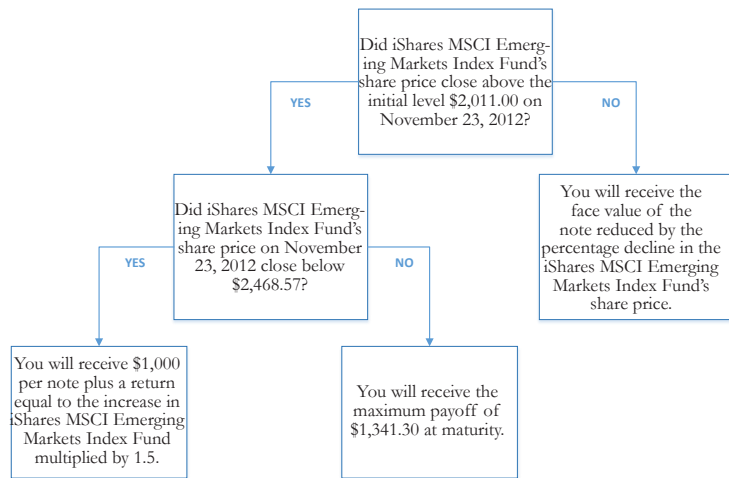


The payoff diagram shows the final payoff of this note given iShares MSCI Emerging Markets Index Fund's share price (horizontal axis). For comparison, the dashed line shows the payoff if you invested in iShares MSCI Emerging Markets Index Fund directly.

Principal Payback Table

iShares MSCI Emerging Markets Index Fund	Note Payoff
\$0.00	\$0.00
\$201.10	\$100.00
\$402.20	\$200.00
\$603.30	\$300.00
\$804.40	\$400.00
\$1,005.50	\$500.00
\$1,206.60	\$600.00
\$1,407.70	\$700.00
\$1,608.80	\$800.00
\$1,809.90	\$900.00
\$2,011.00	\$1,000.00
\$2,212.10	\$1,150.00
\$2,413.20	\$1,300.00
\$2,614.30	\$1,341.30
\$2,815.40	\$1,341.30
\$3,016.50	\$1,341.30

Maturity Payoff Diagram

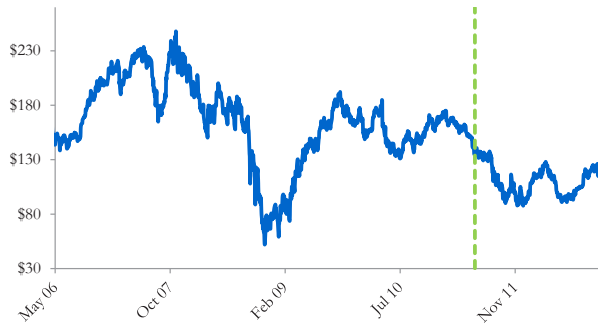


The contingent payoffs of this Leveraged Equity Index Fund-Linked Note.

Analysis

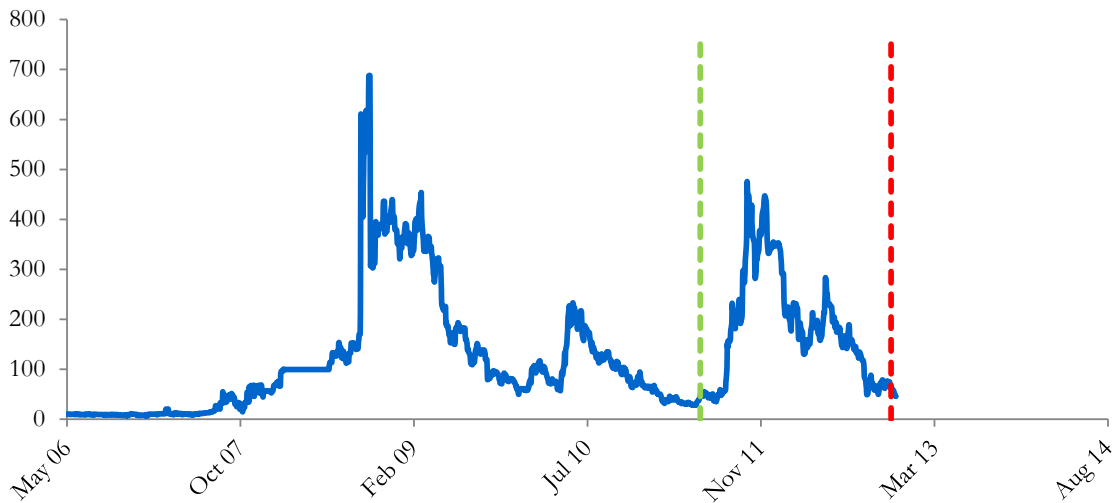
This Leveraged Equity Index Fund-Linked Note pays investors the increase in iShares MSCI Emerging Markets Index Fund multiplied by 1.5 capped at 34.13%, but if iShares MSCI Emerging Markets Index Fund declines over the term of the note, investors will suffer losses equal to the percentage decline in iShares MSCI Emerging Markets Index Fund. In addition, investors bear the credit risk of Goldman Sachs. Investors purchasing this Leveraged Equity Index Fund-Linked Note effectively sell at-the-money put and out-of-the-money call options to Goldman Sachs, buy at-the-money call options, and a zero-coupon note from Goldman Sachs. This Leveraged Equity Index Fund-Linked Note is fairly priced if and only if the market value of the options investors received from Goldman Sachs equals the market value of the options investors gave Goldman Sachs plus the interest investors would have received on Goldman Sachs's straight debt.

Goldman Sachs's Stock Price



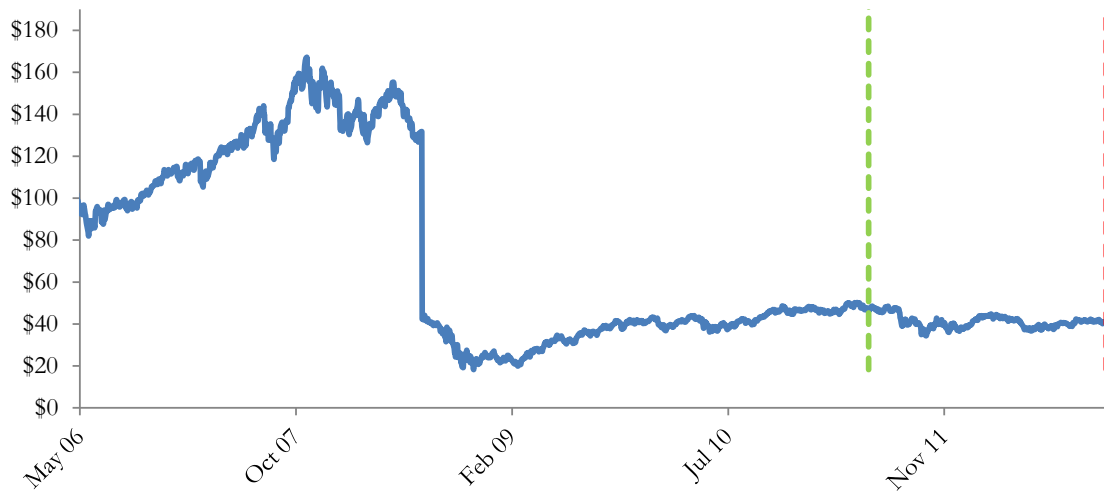
The graph above shows the adjusted closing price of the issuer Goldman Sachs for the past several years. The stock price of the issuer is an indication of the financial strength of Goldman Sachs. The adjusted price shown above incorporates any stock split, reverse stock split, etc.

Goldman Sachs's CDS Rate



Credit default swap (CDS) rates are the market price that investors require to bear credit risk of an issuer such as Goldman Sachs. CDS rates are usually given in basis points (bps). One basis point equals 0.01%. Higher CDS rates reflect higher perceived credit risk, higher required yields, and therefore lower market value of Goldman Sachs's debt, including outstanding Leveraged Equity Index Fund-Linked Note. Fluctuations in Goldman Sachs's CDS rate impact the market value of the notes in the secondary market.

iShares MSCI Emerging Markets Index Fund's Share Price

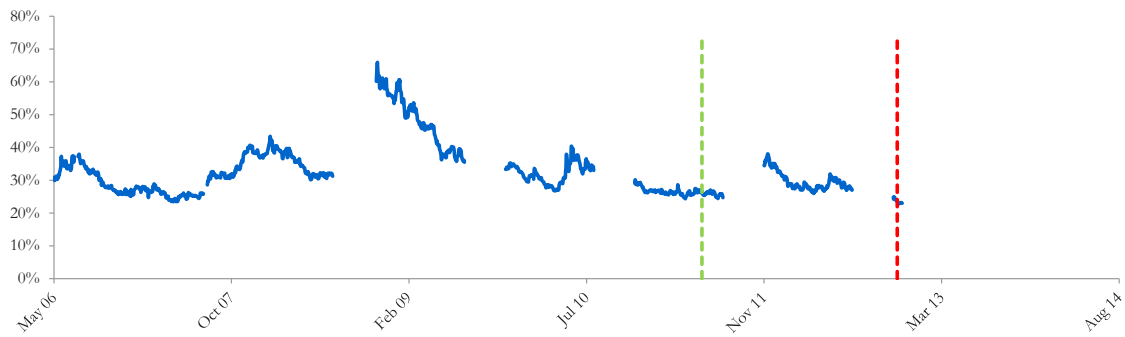


The graph above shows the historical levels of iShares MSCI Emerging Markets Index Fund for the past several years. The final payoff of this note is determined by iShares MSCI Emerging Markets Index Fund's share price at maturity. Higher fluctuations in iShares MSCI Emerging Markets Index Fund's share price correspond to a greater uncertainty in the final payoff of this Leveraged Equity Index Fund-Linked Note.

Realized Payoff

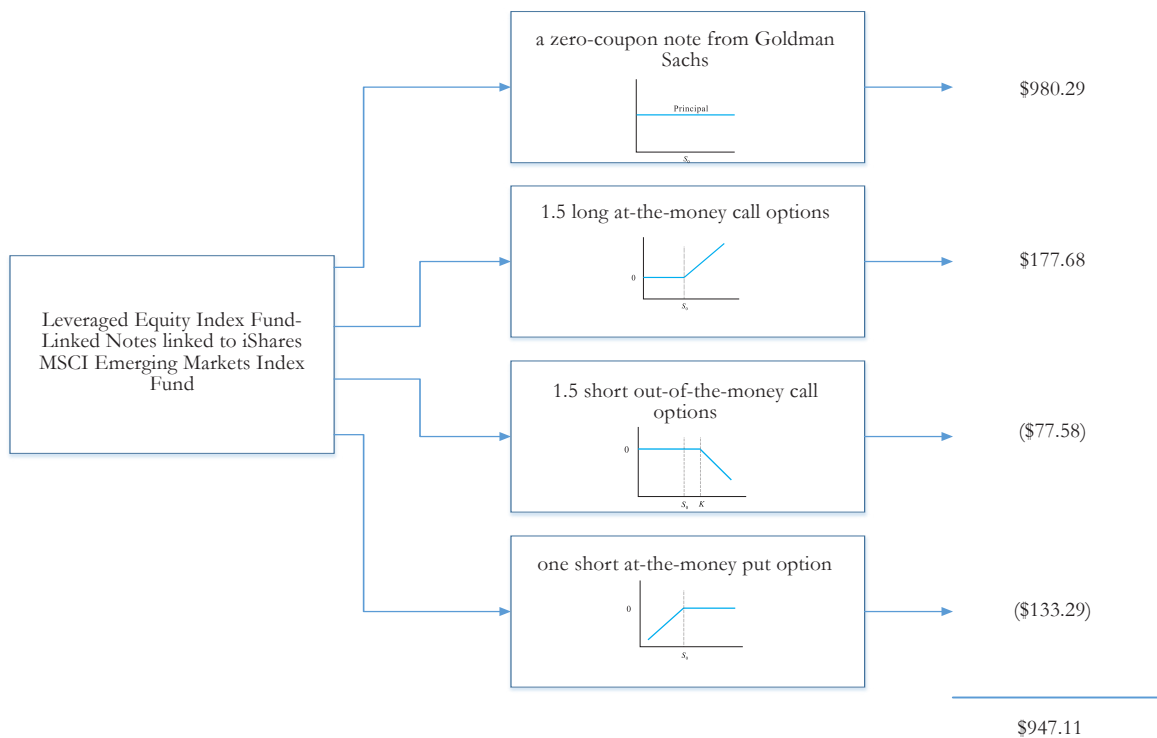
This note matured on November 30, 2012 and investors received \$20.70 per note.

Reference Asset iShares MSCI Emerging Markets Index Fund's Implied Volatility



The annualized implied volatility of iShares MSCI Emerging Markets Index Fund on May 23, 2011 was 26.57%, meaning that options contracts on iShares MSCI Emerging Markets Index Fund were trading at prices that reflect an expected annual volatility of 26.57%. The higher the implied volatility, the larger the expected fluctuations of iShares MSCI Emerging Markets Index Fund's share price and of the Note's market value during the life of the Notes.

Decomposition of this Leveraged Equity Index Fund-Linked Note



This note can be decomposed into different components, and each component can be valued separately. The chart above shows the value of each component of this Leveraged Equity Index Fund-Linked Note.

1. Delta measures the sensitivity of the price of the note to the iShares MSCI Emerging Markets Index Fund's share price on May 23, 2011.
2. CDS rates can be considered a measure of the probability that an issuer will default over a certain period of time and the likely loss given a default. The lower the CDS rate, the lower the default probability. CDS rate is given in basis points (1 basis point equals 0.01%), and is considered as a market premium, on top of the risk-free rate, that investors require to insure against a potential default.
3. Fair price evaluation is based on the Black-Scholes model of the iShares MSCI Emerging Markets Index Fund on May 23, 2011.
4. Calculated payout at maturity is only an approximation, and may differ from actual payouts at maturity.
5. Our evaluation does not include any transaction fees, broker commissions, or liquidity discounts on the notes.