

Report Prepared On: 10/25/12

Structured Product Details

Name Buffered Index-Linked Notes
linked to the Russell 2000 Index

Issue Size \$56,000
Issue Price \$1,000
Term 18 Months
Annualized Coupon 0.00%

Pricing Date April 27, 2010
Issue Date April 30, 2010
Valuation Date October 27, 2011
Maturity Date October 31, 2011

Issuer Goldman Sachs
CDS Rate 138.84 bps
Swap Rate 1.09%

Reference Asset the Russell 2000 Index

Initial Level 721.27
Dividend Rate 1.16%
Implied Volatility 26.57%
Delta¹ 0.4

Fair Price at Issue \$952.77
Realized Return 4.03%

CUSIP 38143UHK0
SEC Link [www.sec.gov/Archives/edgar/
data/886982/000119312510099306/d424b2.htm](http://www.sec.gov/Archives/edgar/data/886982/000119312510099306/d424b2.htm)

Related Research

Research Papers:

www.slcg.com/research.php

- "Are Structured Products Suitable for Retail Investors?" December 2006.
- "Structured Products in the Aftermath of Lehman Brothers," November 2009.
- "What TiVo and JP Morgan Teach Us about Reverse Convertibles," June 2010.

Tim Husson, Ph.D.,
Senior Financial Economist, SLCG
(+1) 703.890.0743
TimHusson@slcg.com

Buffered Index-Linked Notes linked to the Russell 2000 Index

Description

Goldman Sachs issued \$56,000 of Buffered Index-Linked Notes linked to the Russell 2000 Index on April 30, 2010 at \$1,000 per note.

These notes are Goldman Sachs-branded Buffered PLUS securities that do not pay periodic coupons, but instead pay a single amount at maturity depending on the final level of the Russell 2000 Index.

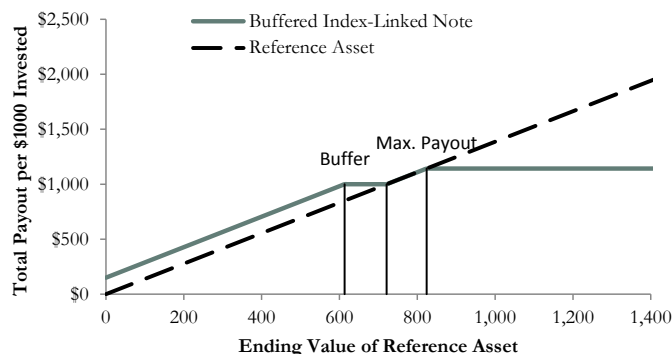
If on October 27, 2011 the Russell 2000 Index level is higher than 721.27, but lower than 824.05, the notes pay a return equal to the percentage increase in the Russell 2000 Index, up to a cap of 14.25%. If on October 27, 2011 the Russell 2000 Index level is below 721.27 but not below 613.08, investors receive \$1,000 face value per note. If the Russell 2000 Index level on October 27, 2011 is lower than 613.08, investors receive face value per note reduced by the amount the reference asset is below 613.08 as a percent of the initial level, 721.27.

Valuation

This Buffered Index-Linked Note linked to the Russell 2000 Index can be valued as a combination of a note from Goldman Sachs, one short out-of-the-money put option, one long at-the-money call option, and one short out-of-the-money call option. For reasonable valuation inputs this note was worth \$952.77 when it was issued on April 30, 2010 because the value of the options investors gave Goldman Sachs plus the interest investors would have received on Goldman Sachs's straight debt was worth \$47.23 more than the options investors received from Goldman Sachs.

There is no active secondary market for most structured products. Structured products, including this note, therefore are much less liquid than simple stocks, bonds, notes and mutual funds. Investors are likely to receive less than the structured product's estimated market value if they try to sell the structured product prior to maturity. Our valuations do not incorporate this relative lack of liquidity and therefore should be considered an upper bound on the value of the structured product.

Payoff Curve at Maturity

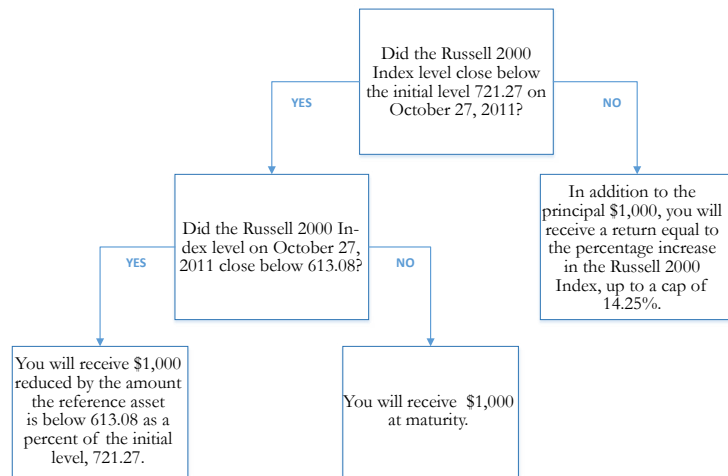


The payoff diagram shows the final payoff of this note given the Russell 2000 Index level (horizontal axis). For comparison, the dashed line shows the payoff if you invested in the Russell 2000 Index directly.

Principal Payback Table

The Russell 2000 Index	Note Payoff
0	\$150.00
72.13	\$250.00
144.25	\$350.00
216.38	\$450.00
288.51	\$550.00
360.64	\$650.00
432.76	\$750.00
504.89	\$850.00
577.02	\$950.00
649.14	\$1,000.00
721.27	\$1,000.00
793.4	\$1,100.00
865.52	\$1,142.50
937.65	\$1,142.50
1,009.78	\$1,142.50
1,081.91	\$1,142.50

Maturity Payoff Diagram

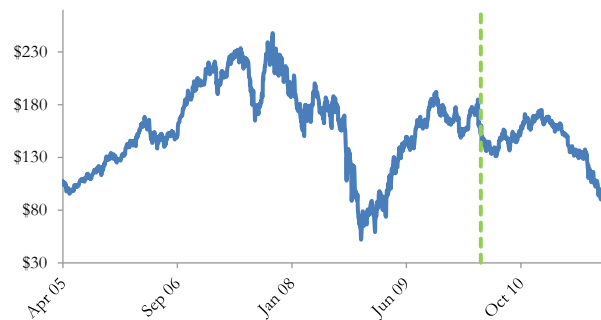


The contingent payoffs of this Buffered Index-Linked Note.

Analysis

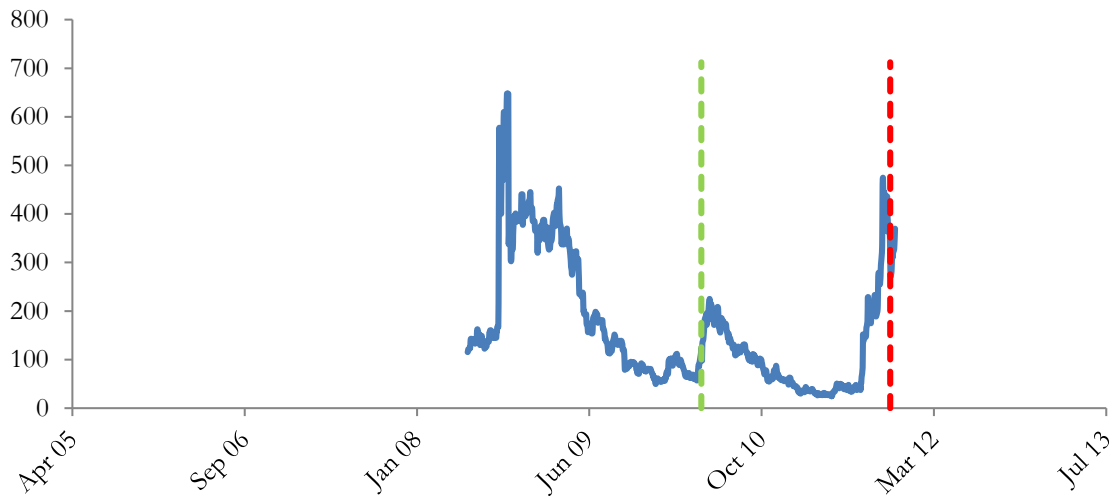
This Buffered Index-Linked Note pays investors the increase in the Russell 2000 Index capped at 14.25%, but if the Russell 2000 Index declines over the term of the note, investors will suffer losses equal to the percentage decline in the Russell 2000 Index. In addition, investors bear the credit risk of Goldman Sachs. Investors purchasing this Buffered Index-Linked Note effectively sell at-the-money put and out-of-the-money call options to Goldman Sachs, buy at-the-money call options, and a zero-coupon note from Goldman Sachs. This Buffered Index-Linked Note is fairly priced if and only if the market value of the options investors received from Goldman Sachs equals the market value of the options investors gave Goldman Sachs plus the interest investors would have received on Goldman Sachs's straight debt.

Goldman Sachs's Stock Price



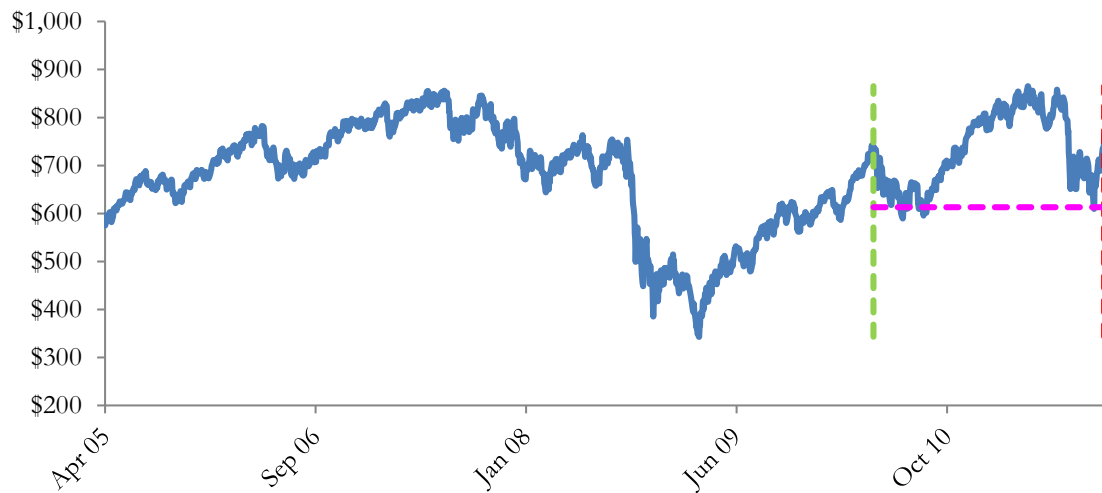
The graph above shows the adjusted closing price of the issuer Goldman Sachs for the past several years. The stock price of the issuer is an indication of the financial strength of Goldman Sachs. The adjusted price shown above incorporates any stock split, reverse stock split, etc.

Goldman Sachs's CDS Rate



Credit default swap (CDS) rates are the market price that investors require to bear credit risk of an issuer such as Goldman Sachs. CDS rates are usually given in basis points (bps). One basis point equals 0.01%. Higher CDS rates reflect higher perceived credit risk, higher required yields, and therefore lower market value of Goldman Sachs's debt, including outstanding Buffered Index-Linked Note. Fluctuations in Goldman Sachs's CDS rate impact the market value of the notes in the secondary market.

The Russell 2000 Index Level

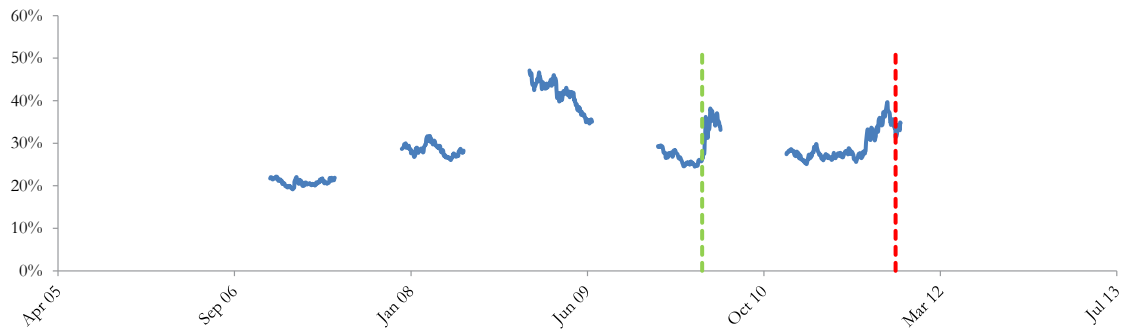


The graph above shows the historical levels of the Russell 2000 Index for the past several years. The final payoff of this note is determined by the Russell 2000 Index level at maturity. Higher fluctuations in the Russell 2000 Index level correspond to a greater uncertainty in the final payout of this Buffered Index-Linked Note.

Realized Payoff

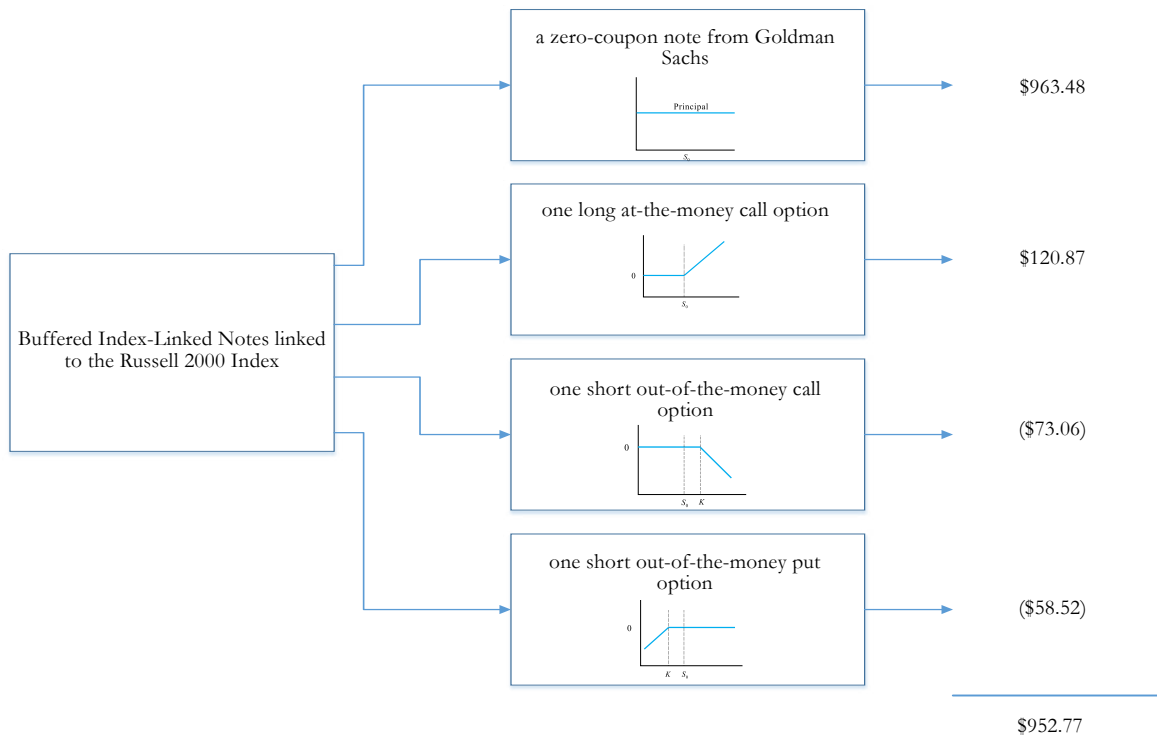
This note matured on October 31, 2011 and investors received \$1,061.23 per note.

Reference Asset The Russell 2000 Index's Implied Volatility



The annualized implied volatility of the Russell 2000 Index on April 27, 2010 was 26.57%, meaning that options contracts on the Russell 2000 Index were trading at prices that reflect an expected annual volatility of 26.57%. The higher the implied volatility, the larger the expected fluctuations of the Russell 2000 Index level and of the Note's market value during the life of the Notes.

Decomposition of this Buffered Index-Linked Note



This note can be decomposed into different components, and each component can be valued separately. The chart above shows the value of each component of this Buffered Index-Linked Note.

1. Delta measures the sensitivity of the price of the note to the the Russell 2000 Index level on April 27, 2010.
2. CDS rates can be considered a measure of the probability that an issuer will default over a certain period of time and the likely loss given a default. The lower the CDS rate, the lower the default probability. CDS rate is given in basis points (1 basis point equals 0.01%), and is considered as a market premium, on top of the risk-free rate, that investors require to insure against a potential default.
3. Fair price evaluation is based on the Black-Scholes model of the the Russell 2000 Index on April 27, 2010.
4. Calculated payout at maturity is only an approximation, and may differ from actual payouts at maturity.
5. Our evaluation does not include any transaction fees, broker commissions, or liquidity discounts on the notes.