

Report Prepared On: 08/02/13

Structured Product Details

Name	Capped Buffered Underlying Securities (BUyS) linked to S&P 500 Index
Issue Size	\$1.10 million
Issue Price	\$1,000
Term	72 Months
Annualized Coupon	0.00%
Pricing Date	November 22, 2010
Issue Date	November 26, 2010
Valuation Date	November 22, 2016
Maturity Date	November 28, 2016
Issuer	Deutsche Bank
CDS Rate	105.79 bps
Swap Rate	2.01%
Reference Asset	the S&P 500 Index
Initial Level	1,197.84
Dividend Rate	1.92%
Implied Volatility	22.52%
Delta¹	0.77
Fair Price at Issue	\$902.93
CUSIP	2515A1BD2
SEC Link	www.sec.gov/Archives/edgar/data/1159508/000095010310003517/dp20064_424b2-ps99j.htm

Capped Buffered Underlying Securities (BUyS) linked to S&P 500 Index

Description

Deutsche Bank issued \$1.10 million of Capped Buffered Underlying Securities (BUyS) linked to S&P 500 Index on November 26, 2010 at \$1,000 per note.

These notes are Deutsche Bank-branded Buffered PLUS securities that do not pay periodic coupons, but instead pay a single amount at maturity depending on the final level of the S&P 500 Index.

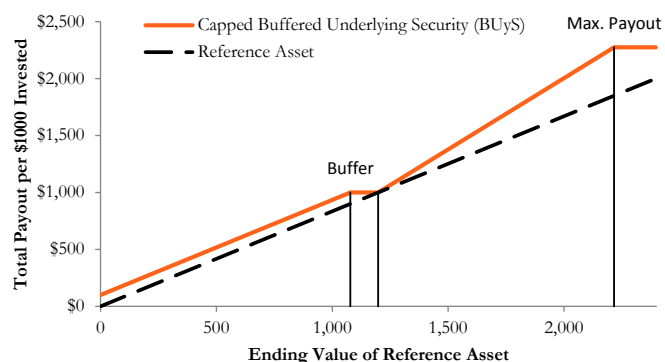
If on November 22, 2016 the S&P 500 Index level is higher than 1,197.84, but lower than 2,216.00, the notes pay a return equal to the percentage increase in the S&P 500 Index multiplied by 1.5, up to a cap of 127.50%. If on November 22, 2016 the refe is below 1,197.84 but not below 1078.06, investors receive \$1,000 face value per note. If the S&P 500 Index level on November 22, 2016 is lower than 1078.06, investors receive face value per note reduced by the amount the reference asset is below 1078.06 as a percent of the initial level, 1,197.84.

Valuation

This product can be valued as a combination of a note from Deutsche Bank, one short out-of-the-money put option, 1.5 long at-the-money call options, and 1.5 short out-of-the-money call options. For reasonable valuation inputs this note was worth \$902.93 when it was issued on November 22, 2010 because the value of the options investors gave Deutsche Bank plus the interest investors would have received on Deutsche Bank's straight debt was worth \$97.07 more than the options investors received from Deutsche Bank.

There is no active secondary market for most structured products. Structured products, including this note, therefore are much less liquid than simple stocks, bonds, notes and mutual funds. Investors are likely to receive less than the structured product's estimated market value if they try to sell the structured product prior to maturity. Our valuations do not incorporate this relative lack of liquidity and therefore should be considered an upper bound on the value of the structured product.

Payoff Curve at Maturity



The payoff diagram shows the final payoff of this note given the S&P 500 Index level (horizontal axis). For comparison, the dashed line shows the payoff if you invested in the S&P 500 Index directly.

Related Research

Research Papers:

www.slcg.com/research.php

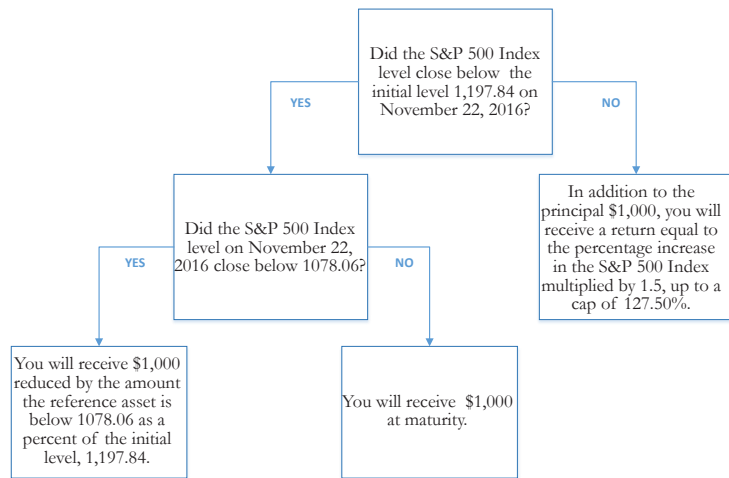
- "Are Structured Products Suitable for Retail Investors?" December 2006.
- "Structured Products in the Aftermath of Lehman Brothers," November 2009.
- "What TiVo and JP Morgan Teach Us about Reverse Convertibles," June 2010.

Tim Husson, Ph.D.,
 Senior Financial Economist, SLCG
 (+1) 703.890.0743
 TimHusson@slcg.com

Principal Payback Table

The S&P 500 Index	Note Payoff
0.00	\$100.00
119.78	\$200.00
239.57	\$300.00
359.35	\$400.00
479.14	\$500.00
598.92	\$600.00
718.70	\$700.00
838.49	\$800.00
958.27	\$900.00
1,078.06	\$1,000.00
1,197.84	\$1,000.00
1,317.62	\$1,150.00
1,437.41	\$1,300.00
1,557.19	\$1,450.00
1,676.98	\$1,600.00
1,796.76	\$1,750.00

Maturity Payoff Diagram

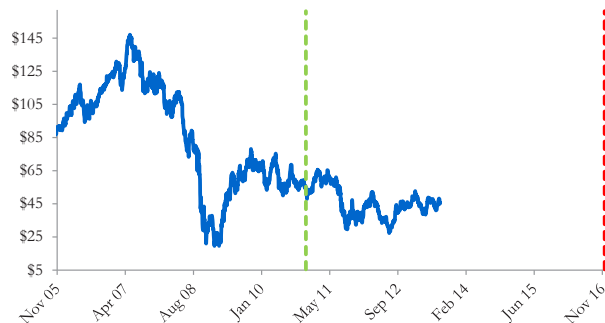


The contingent payoffs of this Capped Buffered Underlying Security (BUyS).

Analysis

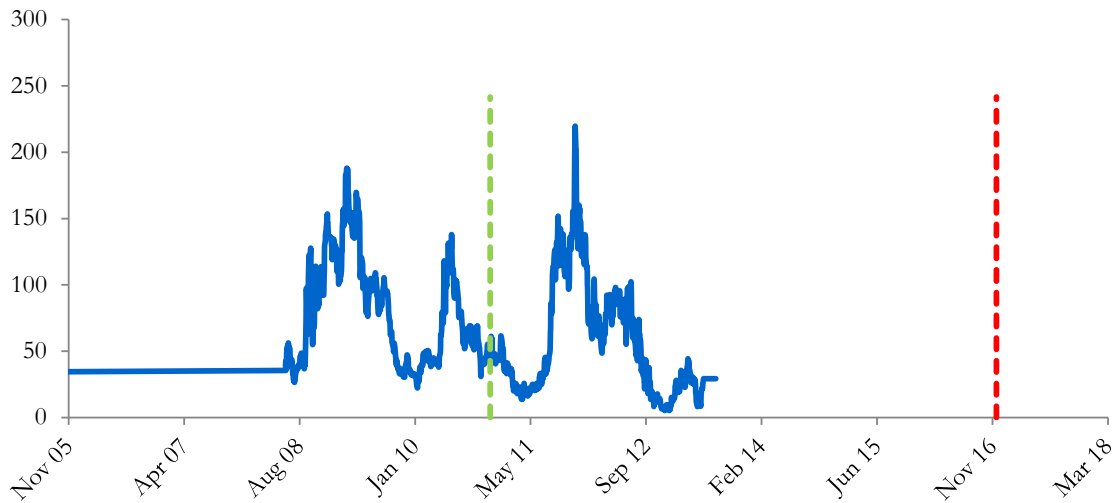
This Capped Buffered Underlying Security (BUyS) pays investors the increase in the S&P 500 Index multiplied by 1.5 capped at 127.50%, but if the S&P 500 Index declines over the term of the note, investors will suffer losses equal to the percentage decline in the S&P 500 Index. In addition, investors bear the credit risk of Deutsche Bank. Investors purchasing this Capped Buffered Underlying Security (BUyS) effectively sell at-the-money put and out-of-the-money call options to Deutsche Bank, buy at-the-money call options, and a zero-coupon note from Deutsche Bank. This Capped Buffered Underlying Security (BUyS) is fairly priced if and only if the market value of the options investors received from Deutsche Bank equals the market value of the options investors gave Deutsche Bank plus the interest investors would have received on Deutsche Bank's straight debt.

Deutsche Bank's Stock Price



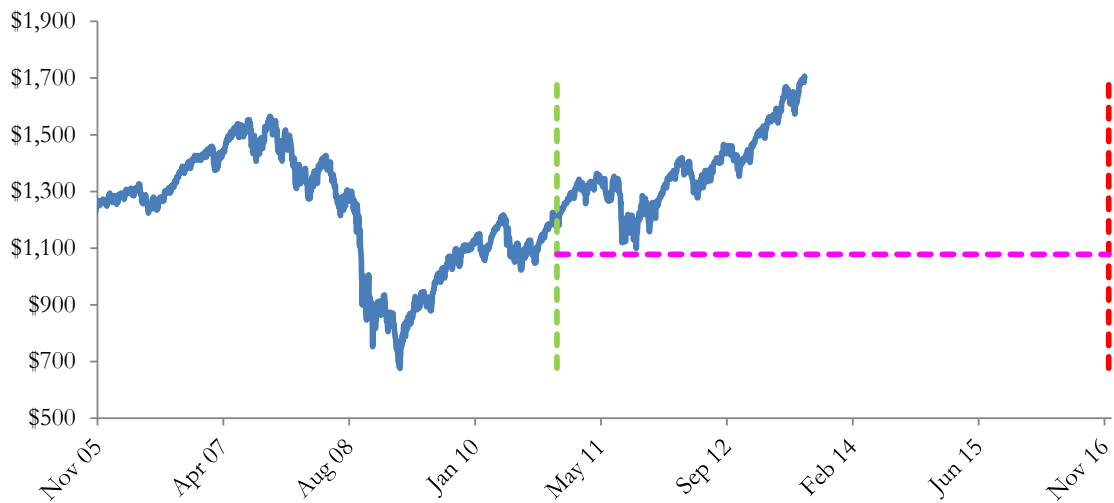
The graph above shows the adjusted closing price of the issuer Deutsche Bank for the past several years. The stock price of the issuer is an indication of the financial strength of Deutsche Bank. The adjusted price shown above incorporates any stock split, reverse stock split, etc.

Deutsche Bank's CDS Rate



Credit default swap (CDS) rates are the market price that investors require to bear credit risk of an issuer such as Deutsche Bank. CDS rates are usually given in basis points (bps). One basis point equals 0.01%. Higher CDS rates reflect higher perceived credit risk, higher required yields, and therefore lower market value of Deutsche Bank's debt, including outstanding Capped Buffered Underlying Security (BUyS). Fluctuations in Deutsche Bank's CDS rate impact the market value of the notes in the secondary market.

The S&P 500 Index Level

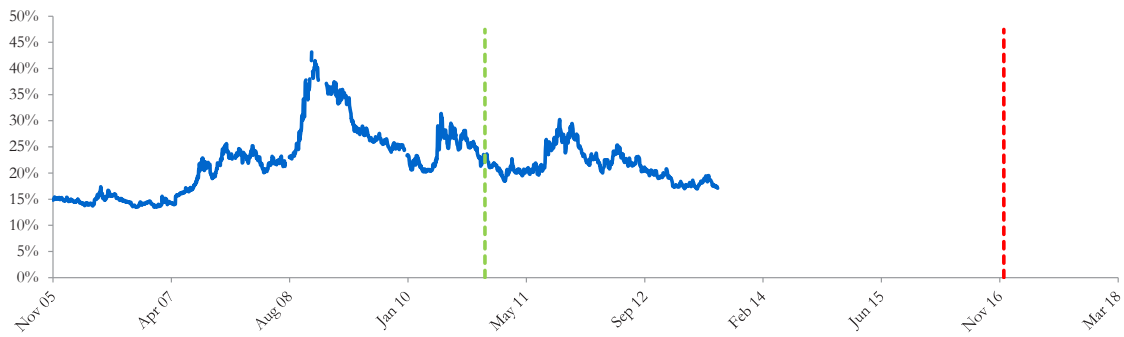


The graph above shows the historical levels of the S&P 500 Index for the past several years. The final payoff of this note is determined by the S&P 500 Index level at maturity. Higher fluctuations in the S&P 500 Index level correspond to a greater uncertainty in the final payout of this Capped Buffered Underlying Security (BUyS).

Realized Payoff

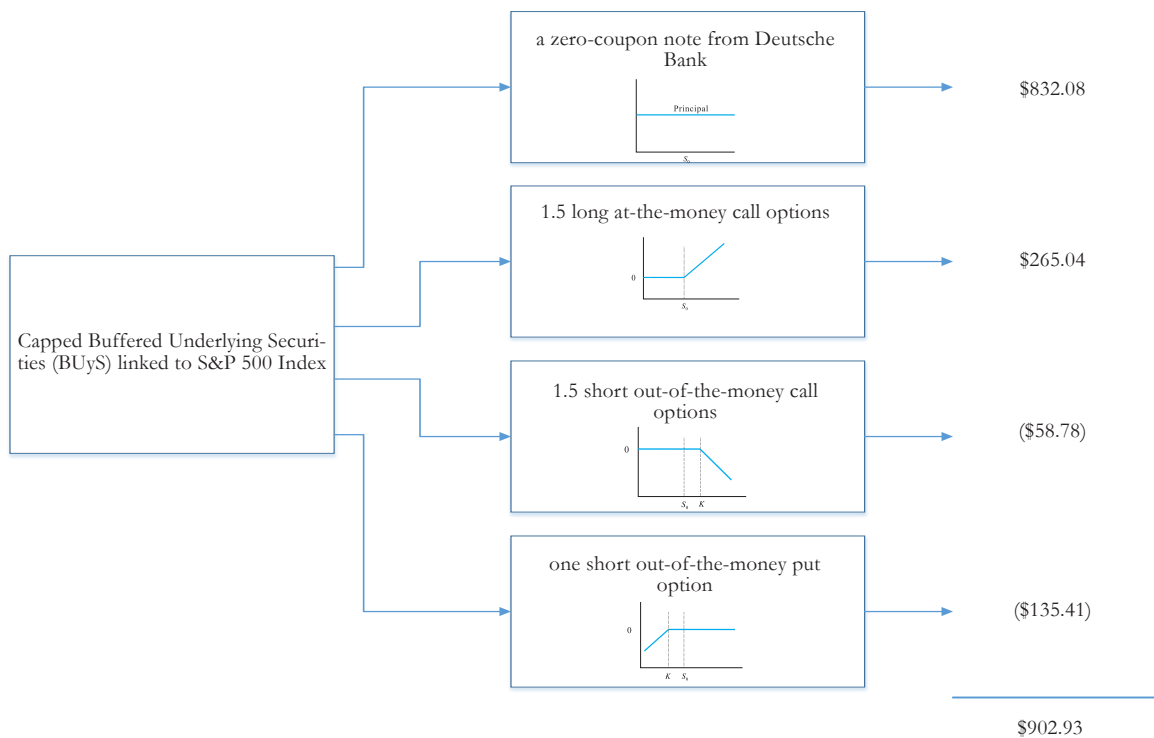
This product will mature on November 28, 2016.

Reference Asset The S&P 500 Index's Implied Volatility



The annualized implied volatility of the S&P 500 Index on November 22, 2010 was 22.52%, meaning that options contracts on the S&P 500 Index were trading at prices that reflect an expected annual volatility of 22.52%. The higher the implied volatility, the larger the expected fluctuations of the S&P 500 Index level and of the Note's market value during the life of the Notes.

Decomposition of this Capped Buffered Underlying Security (BUyS)



This note can be decomposed into different components, and each component can be valued separately. The chart above shows the value of each component of this Capped Buffered Underlying Security (BUyS).

1. Delta measures the sensitivity of the price of the note to the the S&P 500 Index level on November 22, 2010.
2. CDS rates can be considered a measure of the probability that an issuer will default over a certain period of time and the likely loss given a default. The lower the CDS rate, the lower the default probability. CDS rate is given in basis points (1 basis point equals 0.01%), and is considered as a market premium, on top of the risk-free rate, that investors require to insure against a potential default.
3. Fair price evaluation is based on the Black-Scholes model of the the S&P 500 Index on November 22, 2010.
4. Calculated payout at maturity is only an approximation, and may differ from actual payouts at maturity.
5. Our evaluation does not include any transaction fees, broker commissions, or liquidity discounts on the notes.