

Report Prepared On: 08/02/13

Structured Product Details

Name	Buffered Underlying Securities (BUyS) linked to S&P 100 Index
Issue Size	\$811,000
Issue Price	\$1,000
Term	18 Months
Annualized Coupon	0.00%
Pricing Date	March 25, 2008
Issue Date	March 28, 2008
Valuation Date	September 23, 2009
Maturity Date	September 28, 2009
Issuer	Deutsche Bank
CDS Rate	67.4 bps
Swap Rate	2.56%
Reference Asset	the S&P 100 Index
Initial Level	627.96
Dividend Rate	2.38%
Implied Volatility	23.28%
Delta¹	0.5

Fair Price at Issue	\$945.20
Realized Return	-8.09%

CUSIP	2515A0KF9
SEC Link	www.sec.gov/Archives/edgar/data/1159508/000119312508067192/d424b2.htm

Related Research

Research Papers:
www.slcg.com/research.php

- "Are Structured Products Suitable for Retail Investors?" December 2006.
- "Structured Products in the Aftermath of Lehman Brothers," November 2009.
- "What TiVo and JP Morgan Teach Us about Reverse Convertibles," June 2010.

Tim Husson, Ph.D.,
 Senior Financial Economist, SLCG
 (+1) 703.890.0743
TimHusson@slcg.com

Buffered Underlying Securities (BUyS) linked to S&P 100 Index

Description

Deutsche Bank issued \$811,000 of Buffered Underlying Securities (BUyS) linked to S&P 100 Index on March 28, 2008 at \$1,000 per note.

These notes are Deutsche Bank-branded Buffered PLUS securities that do not pay periodic coupons, but instead pay a single amount at maturity depending on the final level of the S&P 100 Index.

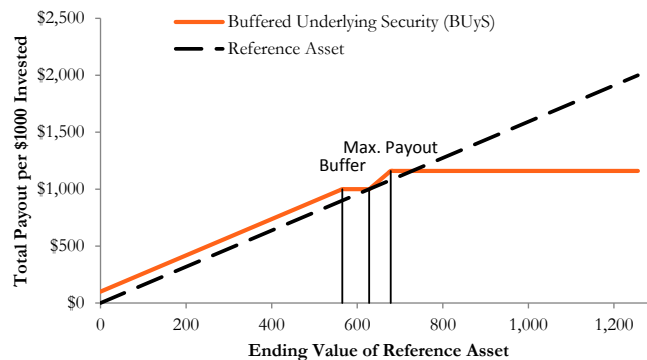
If on September 23, 2009 the S&P 100 Index level is higher than 627.96, but lower than 678.2, the notes pay a return equal to the percentage increase in the S&P 100 Index multiplied by 2.0, up to a cap of 16.00%. If on September 23, 2009 the refe is below 627.96 but not below 565.16, investors receive \$1,000 face value per note. If the S&P 100 Index level on September 23, 2009 is lower than 565.16, investors receive face value per note reduced by the amount the reference asset is below 565.16 as a percent of the initial level, 627.96.

Valuation

This product can be valued as a combination of a note from Deutsche Bank, one short out-of-the-money put option, two long at-the-money call options, and two short out-of-the-money call options. For reasonable valuation inputs this note was worth \$945.20 when it was issued on March 28, 2008 because the value of the options investors gave Deutsche Bank plus the interest investors would have received on Deutsche Bank's straight debt was worth \$54.80 more than the options investors received from Deutsche Bank.

There is no active secondary market for most structured products. Structured products, including this note, therefore are much less liquid than simple stocks, bonds, notes and mutual funds. Investors are likely to receive less than the structured product's estimated market value if they try to sell the structured product prior to maturity. Our valuations do not incorporate this relative lack of liquidity and therefore should be considered an upper bound on the value of the structured product.

Payoff Curve at Maturity

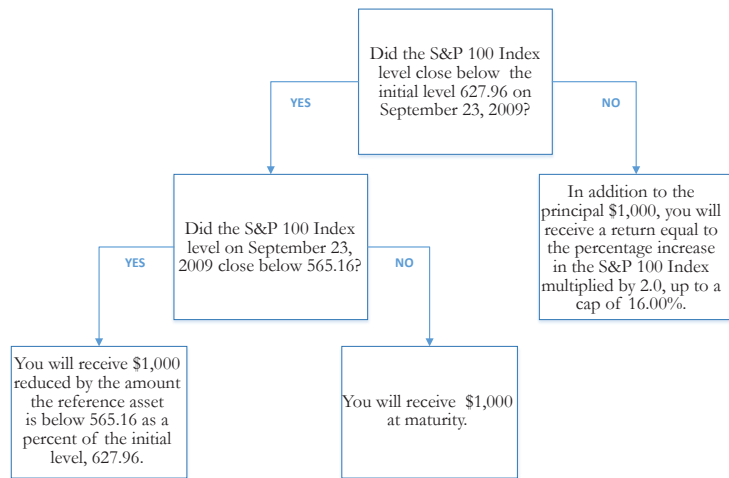


The payoff diagram shows the final payoff of this note given the S&P 100 Index level (horizontal axis). For comparison, the dashed line shows the payoff if you invested in the S&P 100 Index directly.

Principal Payback Table

The S&P 100 Index	Note Payoff
0.00	\$100.00
62.80	\$200.00
125.59	\$300.00
188.39	\$400.00
251.18	\$500.00
313.98	\$600.00
376.78	\$700.00
439.57	\$800.00
502.37	\$900.00
565.16	\$1,000.00
627.96	\$1,000.00
690.76	\$1,160.00
753.55	\$1,160.00
816.35	\$1,160.00
879.14	\$1,160.00
941.94	\$1,160.00

Maturity Payoff Diagram

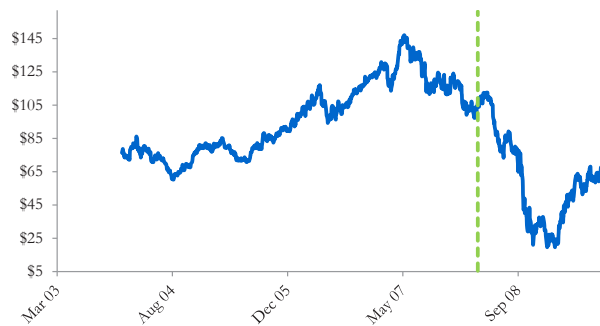


The contingent payoffs of this Buffered Underlying Security (BUyS).

Analysis

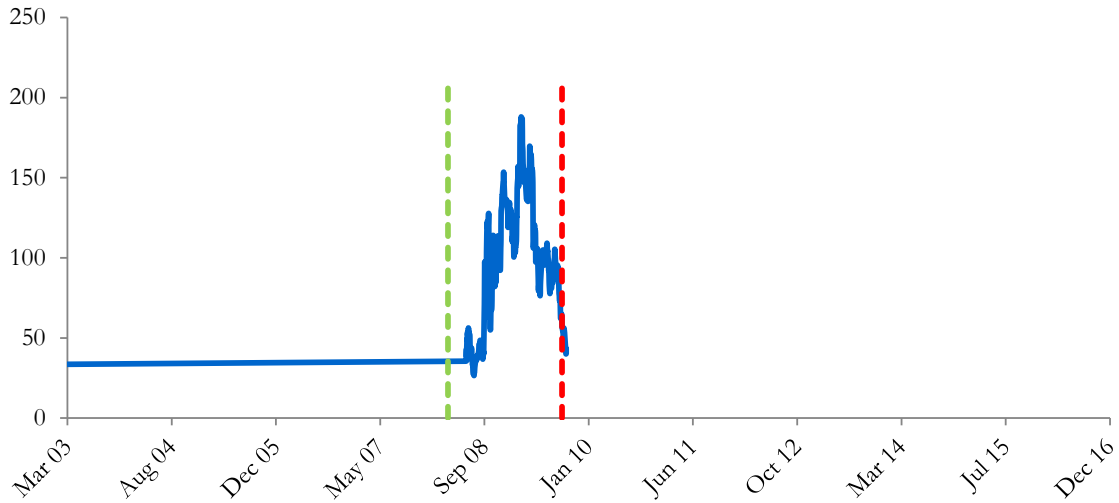
This Buffered Underlying Security (BUyS) pays investors the increase in the S&P 100 Index multiplied by 2.0 capped at 16.00%, but if the S&P 100 Index declines over the term of the note, investors will suffer losses equal to the percentage decline in the S&P 100 Index. In addition, investors bear the credit risk of Deutsche Bank. Investors purchasing this Buffered Underlying Security (BUyS) effectively sell at-the-money put and out-of-the-money call options to Deutsche Bank, buy at-the-money call options, and a zero-coupon note from Deutsche Bank. This Buffered Underlying Security (BUyS) is fairly priced if and only if the market value of the options investors received from Deutsche Bank equals the market value of the options investors gave Deutsche Bank plus the interest investors would have received on Deutsche Bank’s straight debt.

Deutsche Bank’s Stock Price



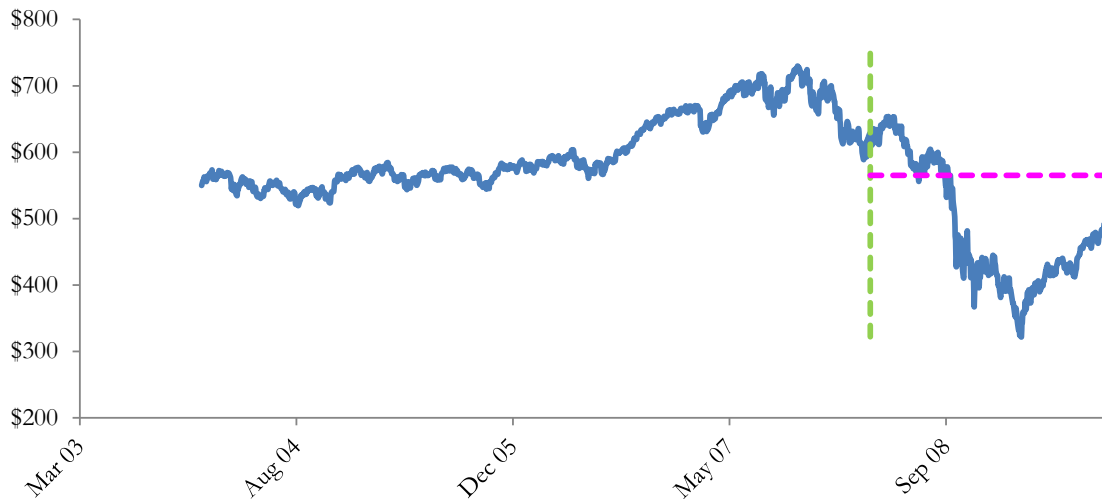
The graph above shows the adjusted closing price of the issuer Deutsche Bank for the past several years. The stock price of the issuer is an indication of the financial strength of Deutsche Bank. The adjusted price shown above incorporates any stock split, reverse stock split, etc.

Deutsche Bank's CDS Rate



Credit default swap (CDS) rates are the market price that investors require to bear credit risk of an issuer such as Deutsche Bank. CDS rates are usually given in basis points (bps). One basis point equals 0.01%. Higher CDS rates reflect higher perceived credit risk, higher required yields, and therefore lower market value of Deutsche Bank's debt, including outstanding Buffered Underlying Security (BUyS). Fluctuations in Deutsche Bank's CDS rate impact the market value of the notes in the secondary market.

The S&P 100 Index Level

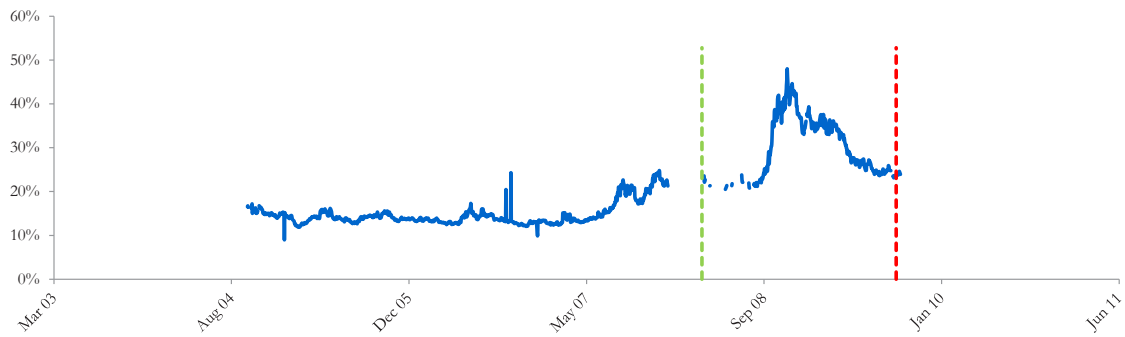


The graph above shows the historical levels of the S&P 100 Index for the past several years. The final payoff of this note is determined by the S&P 100 Index level at maturity. Higher fluctuations in the S&P 100 Index level correspond to a greater uncertainty in the final payout of this Buffered Underlying Security (BUyS).

Realized Payoff

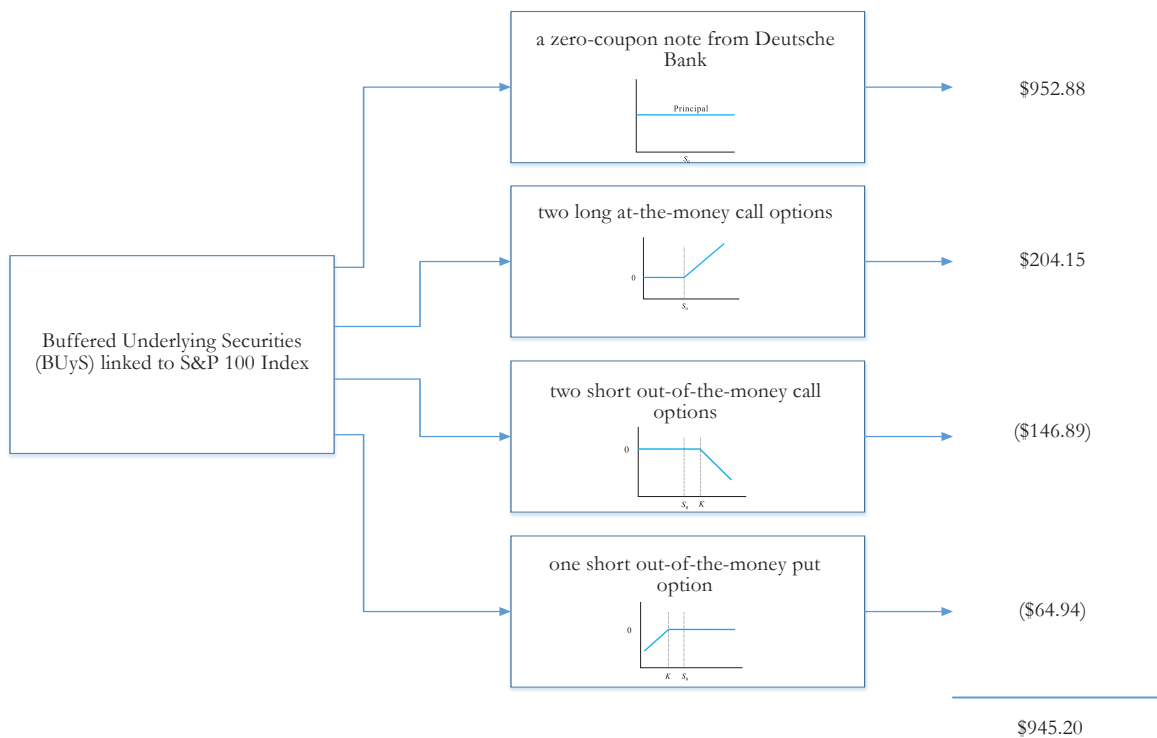
This note matured on September 28, 2009 and investors received \$880.88 per note.

Reference Asset The S&P 100 Index's Implied Volatility



The annualized implied volatility of the S&P 100 Index on March 25, 2008 was 23.28%, meaning that options contracts on the S&P 100 Index were trading at prices that reflect an expected annual volatility of 23.28%. The higher the implied volatility, the larger the expected fluctuations of the S&P 100 Index level and of the Note's market value during the life of the Notes.

Decomposition of this Buffered Underlying Security (BUyS)



This note can be decomposed into different components, and each component can be valued separately. The chart above shows the value of each component of this Buffered Underlying Security (BUyS).

1. Delta measures the sensitivity of the price of the note to the S&P 100 Index level on March 25, 2008.
2. CDS rates can be considered a measure of the probability that an issuer will default over a certain period of time and the likely loss given a default. The lower the CDS rate, the lower the default probability. CDS rate is given in basis points (1 basis point equals 0.01%), and is considered as a market premium, on top of the risk-free rate, that investors require to insure against a potential default.
3. Fair price evaluation is based on the Black-Scholes model of the S&P 100 Index on March 25, 2008.
4. Calculated payout at maturity is only an approximation, and may differ from actual payouts at maturity.
5. Our evaluation does not include any transaction fees, broker commissions, or liquidity discounts on the notes.