

Report Prepared On: 04/29/13

Structured Product Details

Name	Trigger Yield Optimization Notes linked to State Street Corp.
Issue Size	\$370,387
Issue Price	\$39.99
Term	12 Months
Annualized Coupon	11.00%
Pricing Date	November 4, 2011
Issue Date	November 9, 2011
Valuation Date	November 5, 2012
Maturity Date	November 9, 2012
Issuer	Deutsche Bank
CDS Rate	145.55 bps
Swap Rate	0.95%
Reference Asset	State Street Corp.'s stock
Initial Level	\$39.99
Trigger Price	\$29.99
Conversion Price	\$39.99
Dividend Rate	1.37%
Implied Volatility	42.25%
Delta¹	0.4
Fair Price at Issue	\$37.98
Realized Return	11.54%
CUSIP	25154W175
SEC Link	www.sec.gov/Archives/edgar/data/1159508/000119312511302444/d253999d424b2.htm

Trigger Yield Optimization Notes linked to State Street Corp.

Description

Deutsche Bank issued \$370,387 of Trigger Yield Optimization Notes linked to State Street Corp. on November 9, 2011 at \$39.99 per note.

These notes are Deutsche Bank-branded single observation reverse convertibles. Single observation reverse convertibles pay periodic interest coupons and at maturity convert into shares of the reference security if the price of the reference security at the notes' maturity is below the trigger price determined when the notes were issued.

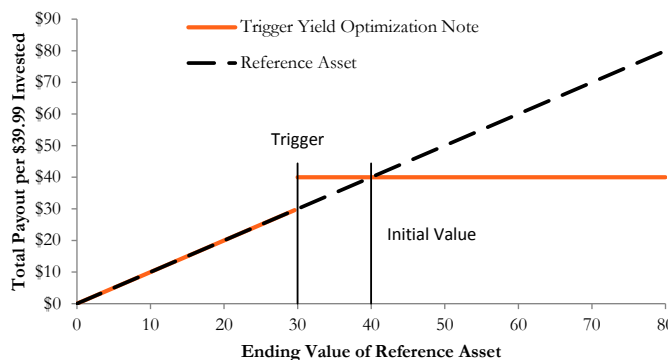
These 12-month notes pay monthly coupons at an annualized rate of 11.00%. In addition to the monthly coupons, on November 9, 2012 investors will receive the market value of one share of State Street Corp.'s stock if on November 5, 2012 State Street Corp.'s stock closes below \$29.99 (75% of State Street Corp.'s stock price on November 4, 2011). Otherwise, investors will receive the \$39.99 face value per note.

Valuation

This Deutsche Bank single observation reverse convertible linked to State Street Corp.'s stock can be valued as a combination of a note from Deutsche Bank and a short European out-of-the-money cash-or-nothing binary put option, and a short European out-of-the-money put option on State Street Corp.'s stock. For reasonable valuation inputs this note was worth \$37.98 per \$39.99 when it was issued on November 9, 2011 because investors were effectively being paid only \$3.40 for giving Deutsche Bank options which were worth \$5.40.

There is no active secondary market for most structured products. Structured products, including this note, therefore are much less liquid than simple stocks, bonds, notes and mutual funds. Investors are likely to receive less than the structured product's estimated market value if they try to sell the structured product prior to maturity. Our valuations do not incorporate this relative lack of liquidity and therefore should be considered an upper bound on the value of the structured product.

Payoff Curve at Maturity



The payoff diagram shows the final payoff of this note given State Street Corp.'s stock price (horizontal axis). For comparison, the dashed line shows the payoff if you invested in State Street Corp.'s stock directly.

Related Research

Research Papers:
www.slcg.com/research.php

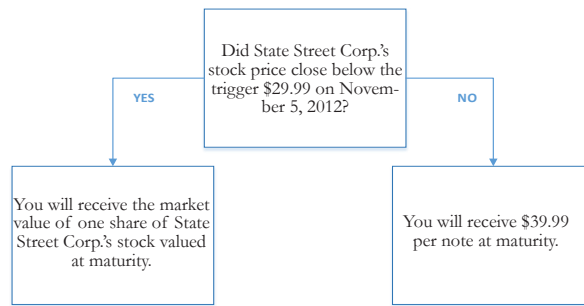
- "Are Structured Products Suitable for Retail Investors?" December 2006.
- "Structured Products in the Aftermath of Lehman Brothers," November 2009.
- "What TiVo and JP Morgan Teach Us about Reverse Convertibles," June 2010.

Mike Yan, Ph.D.,
 Senior Financial Economist, SLCG
 (+1) 703.539.6780
MikeYan@slcg.com

Principal Payback Table

State Street Corp.'s Stock	Note Payoff
\$0.00	\$0.00
\$4.00	\$4.00
\$8.00	\$8.00
\$12.00	\$12.00
\$16.00	\$16.00
\$20.00	\$20.00
\$23.99	\$23.99
\$27.99	\$27.99
\$31.99	\$39.99
\$35.99	\$39.99
\$39.99	\$39.99
\$43.99	\$39.99
\$47.99	\$39.99
\$51.99	\$39.99
\$55.99	\$39.99
\$59.99	\$39.99

Maturity Payoff Diagram



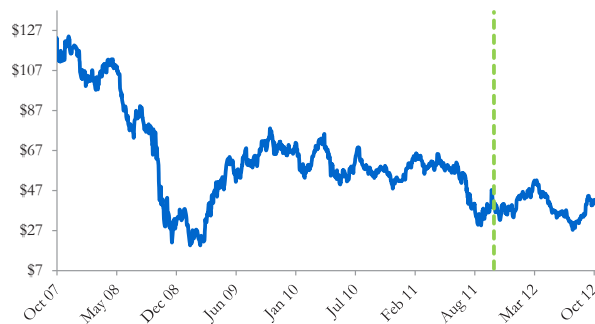
The contingent payoffs of this Trigger Yield Optimization Note.

Analysis

This single observation reverse convertible's 11.00% coupon rate is higher than the yield Deutsche Bank paid on its straight debt but, in addition to Deutsche Bank's credit risk, investors bear the risk that they will receive shares of State Street Corp.'s stock when those shares are worth substantially less than the face value of the note at maturity.

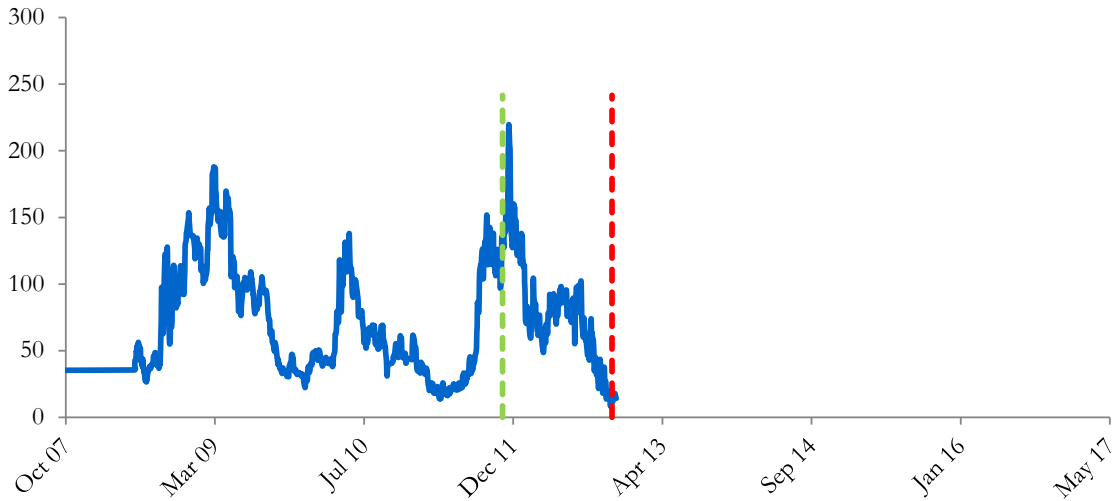
Investors purchasing these reverse convertibles effectively sell put options to Deutsche Bank and post the note's issue price as collateral to secure satisfaction of the investors' obligations under the option contracts. Deutsche Bank pays investors a "coupon" that is part payment for the put options and part interest on the investors' posted collateral. This reverse convertible is fairly priced if and only if the difference between the reverse convertible's "coupon rate" and interest paid on Deutsche Bank's straight debt equals the value of the put option investors are giving to Deutsche Bank. Whether this reverse convertible is suitable or not is identically equivalent to whether selling put options on the reference stock at the option premium being paid by Deutsche Bank was suitable for the investor.

Deutsche Bank's Stock Price



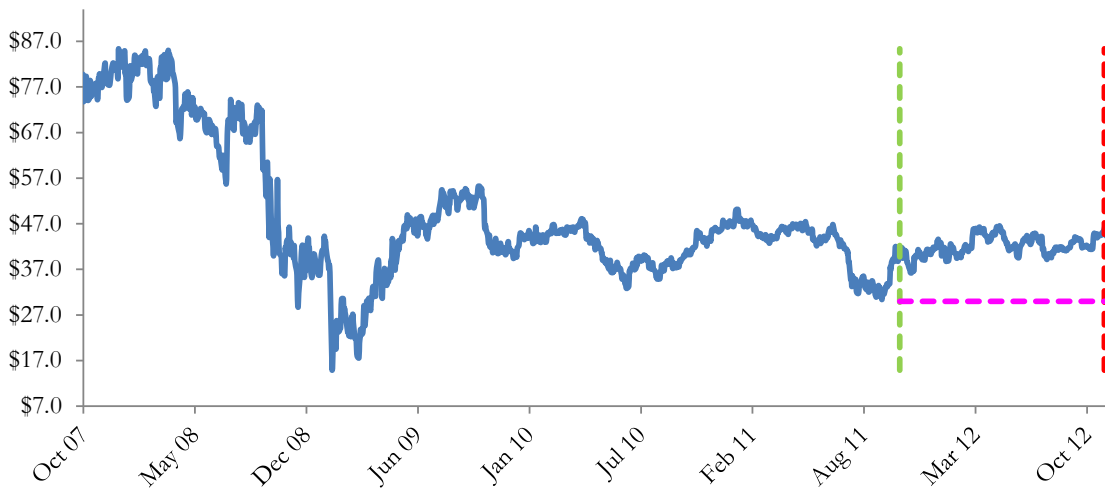
The graph above shows the adjusted closing price of the issuer Deutsche Bank for the past several years. The stock price of the issuer is an indication of the financial strength of Deutsche Bank. The adjusted price shown above incorporates any stock split, reverse stock split, etc.

Deutsche Bank's CDS Rate



Credit default swap (CDS) rates are the market price that investors require to bear credit risk of an issuer such as Deutsche Bank. CDS rates are usually given in basis points (bps). One basis point equals 0.01%. Higher CDS rates reflect higher perceived credit risk, higher required yields, and therefore lower market value of Deutsche Bank's debt, including outstanding Trigger Yield Optimization Note. Fluctuations in Deutsche Bank's CDS rate impact the market value of the notes in the secondary market.

State Street Corp.'s Stock Price

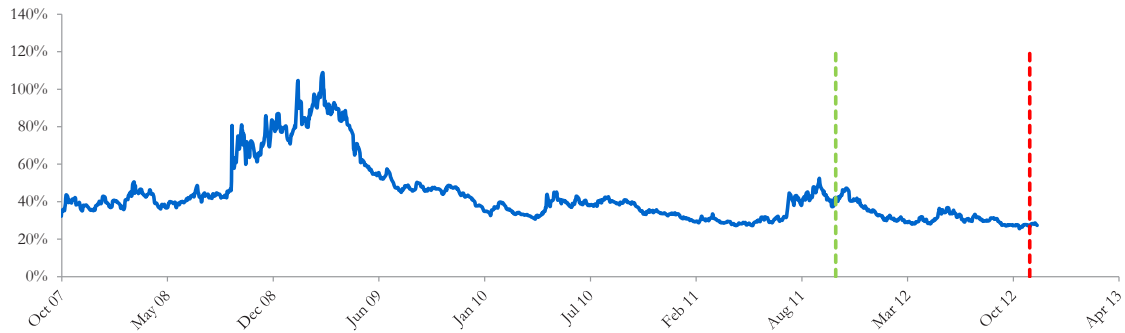


The graph above shows the historical levels of State Street Corp.'s stock for the past several years. The final payoff of this note is determined by State Street Corp.'s stock price at maturity. Higher fluctuations in State Street Corp.'s stock price correspond to a greater uncertainty in the final payout of this Trigger Yield Optimization Note.

Realized Payoff

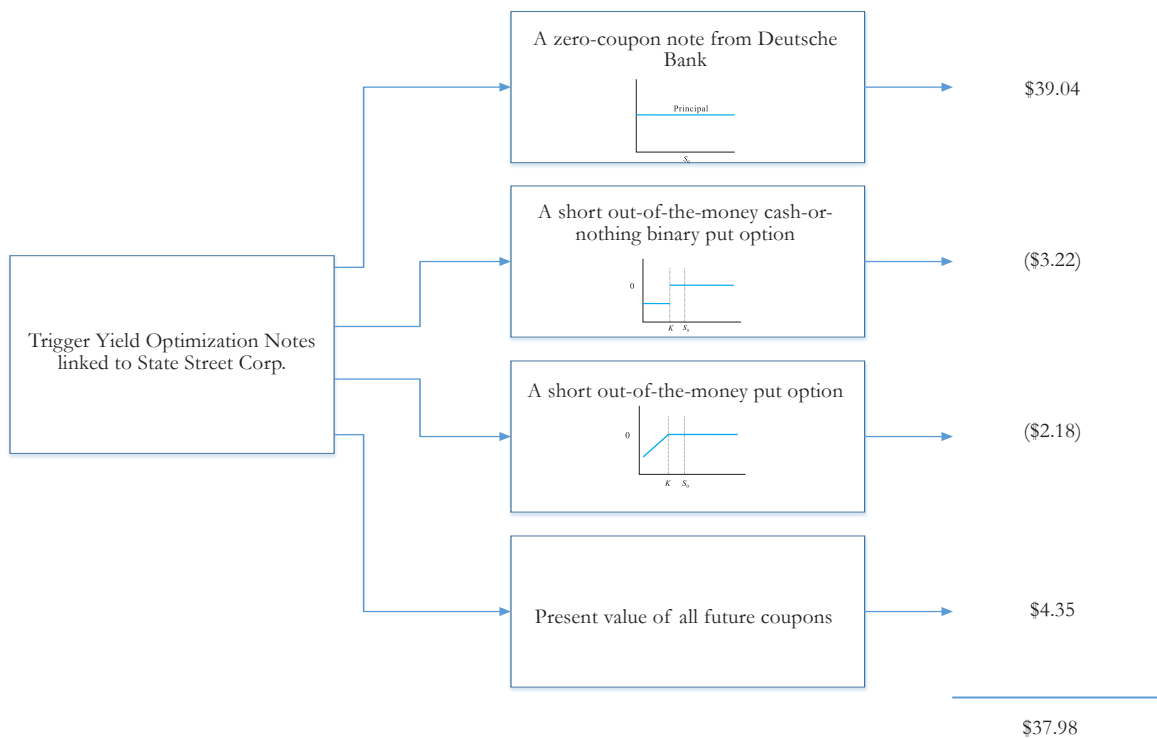
This note matured on November 9, 2012 and investors received \$39.99 per note.

Reference Asset State Street Corp.'s Stock's Implied Volatility



The annualized implied volatility of State Street Corp.'s stock on November 4, 2011 was 42.25%, meaning that options contracts on State Street Corp.'s stock were trading at prices that reflect an expected annual volatility of 42.25%. The higher the implied volatility, the larger the expected fluctuations of State Street Corp.'s stock price and of the Note's market value during the life of the Notes.

Decomposition of this Trigger Yield Optimization Note



This note can be decomposed into different components, and each component can be valued separately. The chart above shows the value of each component of this Trigger Yield Optimization Note.

1. Delta measures the sensitivity of the price of the note to the State Street Corp.'s stock price on November 4, 2011.
2. CDS rates can be considered a measure of the probability that an issuer will default over a certain period of time and the likely loss given a default. The lower the CDS rate, the lower the default probability. CDS rate is given in basis points (1 basis point equals 0.01%), and is considered as a market premium, on top of the risk-free rate, that investors require to insure against a potential default.
3. Fair price evaluation is based on the Black-Scholes model of the State Street Corp.'s stock on November 4, 2011.
4. Calculated payout at maturity is only an approximation, and may differ from actual payouts at maturity.
5. Our evaluation does not include any transaction fees, broker commissions, or liquidity discounts on the notes.