

Report Prepared On: 11/19/14

**Structured Product Details**

<b>Name</b>	Capped Buffered S&P 500-Linked Notes linked to S&P 500 Index
<b>Issue Size</b>	\$2.40 million
<b>Issue Price</b>	\$1,000
<b>Term</b>	24 Months
<b>Annualized Coupon</b>	0.00%
<b>Pricing Date</b>	April 30, 2014
<b>Issue Date</b>	May 8, 2014
<b>Valuation Date</b>	May 9, 2016
<b>Maturity Date</b>	May 12, 2016
<b>Issuer</b>	Deutsche Bank
<b>CDS Rate</b>	32.72 bps
<b>Swap Rate</b>	0.54%
<b>Reference Asset</b>	the S&P 500 Index
<b>Initial Level</b>	1,881.35
<b>Dividend Rate</b>	1.93%
<b>Implied Volatility</b>	15.93%
<b>Delta<sup>1</sup></b>	0.52
<b>Fair Price at Issue</b>	\$973.64
<b>CUSIP</b>	25152RJY0
<b>SEC Link</b>	<a href="http://www.sec.gov/Archives/edgar/data/1159508/000095010314003243/dp46148_424b2-ps2002b.htm">www.sec.gov/Archives/edgar/data/1159508/000095010314003243/dp46148_424b2-ps2002b.htm</a>

**Capped Buffered S&P 500-Linked Notes linked to S&P 500 Index**

**Description**

Deutsche Bank issued \$2.40 million of Capped Buffered S&P 500-Linked Notes linked to S&P 500 Index on May 8, 2014 at \$1,000 per note.

These notes are Deutsche Bank-branded PLUS securities that do not pay periodic coupons, but instead pay a single amount at maturity depending on the S&P 500 Index level at maturity.

If the S&P 500 Index level on May 9, 2016 is higher than 1,881.35, but lower than 2,144.74, the notes pay a return equal to the percentage increase in the S&P 500 Index. If on May 9, 2016 the S&P 500 Index level is above the 2,144.74, the notes pay the maximum payout of \$1,140.00. If on May 9, 2016 the S&P 500 Index level is below 1,881.35, investors receive the face value per note reduced by the percentage decline in the reference asset. The notes will pay nothing at maturity if the reference asset declines to zero.

**Valuation**

This note can be valued as a combination of a note from Deutsche Bank, a short at-the-money put option, one long at-the-money call option, and one short out-of-the-money call option. The short at-the-money put option exposes investors to any decline in the S&P 500 Index. The one short out-of-the-money call option has the strike price of 2,144.74, and limits the maximum return of the notes beyond the cap level. For reasonable valuation inputs this note was worth \$973.64 when it was issued on May 8, 2014 because the value of the options investors gave Deutsche Bank plus the interest investors would have received on Deutsche Bank's straight debt was worth \$26.36 more than the call options investors received from Deutsche Bank.

There is no active secondary market for most structured products. Structured products, including this note, therefore are much less liquid than simple stocks, bonds, notes and mutual funds. Investors are likely to receive less than the structured product's estimated market value if they try to sell the structured product prior to maturity. Our valuations do not incorporate this relative lack of liquidity and therefore should be considered an upper bound on the value of the structured product.

**Related Research**

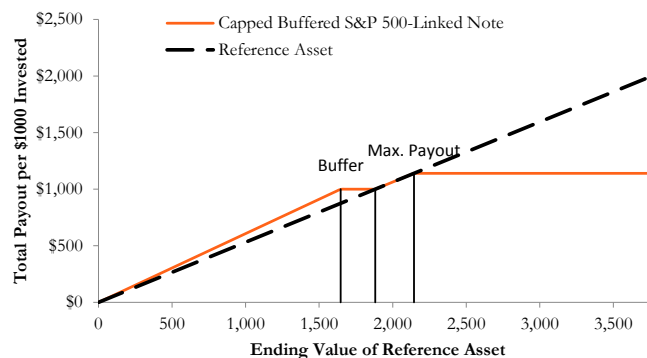
**Research Papers:**

[www.slcg.com/research.php](http://www.slcg.com/research.php)

- "Are Structured Products Suitable for Retail Investors?" December 2006.
- "Structured Products in the Aftermath of Lehman Brothers," November 2009.
- "What TiVo and JP Morgan Teach Us about Reverse Convertibles," June 2010.

**Tim Husson, Ph.D.,**  
 Senior Financial Economist, SLCG  
 (+1) 703.890.0743  
[TimHusson@slcg.com](mailto:TimHusson@slcg.com)

**Payoff Curve at Maturity**

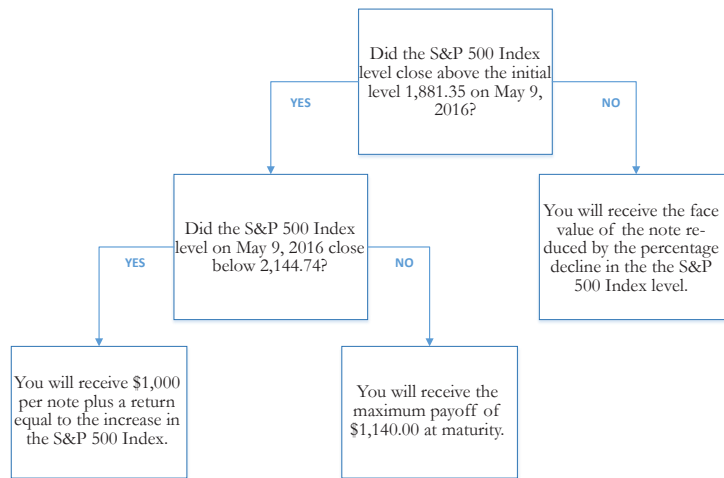


The payoff diagram shows the final payoff of this note given the S&P 500 Index level (horizontal axis). For comparison, the dashed line shows the payoff if you invested in the S&P 500 Index directly.

**Principal Payback Table**

The S&P 500 Index	Note Payoff
0.00	\$0.00
188.14	\$114.28
376.27	\$228.57
564.41	\$342.86
752.54	\$457.14
940.68	\$571.43
1,128.81	\$685.71
1,316.95	\$800.00
1,505.08	\$914.29
1,693.22	\$1,000.00
<b>1,881.35</b>	<b>\$1,000.00</b>
2,069.49	\$1,100.00
2,257.62	\$1,140.00
2,445.76	\$1,140.00
2,633.89	\$1,140.00
2,822.03	\$1,140.00

**Maturity Payoff Diagram**

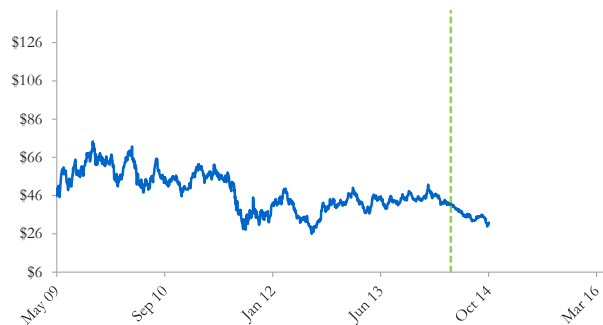


The contingent payoffs of this Capped Buffered S&P 500-Linked Note.

**Analysis**

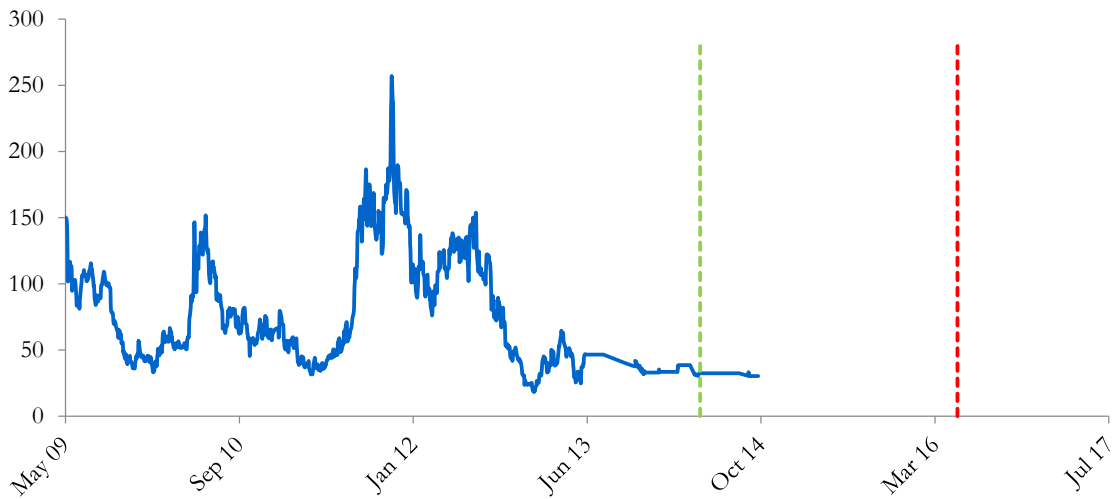
This Capped Buffered S&P 500-Linked Note pays investors the increase in the S&P 500 Index capped at 14.00%, but if the S&P 500 Index declines over the term of the note, investors will suffer losses equal to the percentage decline in the S&P 500 Index. In addition, investors bear the credit risk of Deutsche Bank. Investors purchasing this Capped Buffered S&P 500-Linked Note effectively sell at-the-money put and out-of-the-money call options to Deutsche Bank, buy at-the-money call options, and a zero-coupon note from Deutsche Bank. This Capped Buffered S&P 500-Linked Note is fairly priced if and only if the market value of the options investors received from Deutsche Bank equals the market value of the options investors gave Deutsche Bank plus the interest investors would have received on Deutsche Bank’s straight debt.

**Deutsche Bank’s Stock Price**



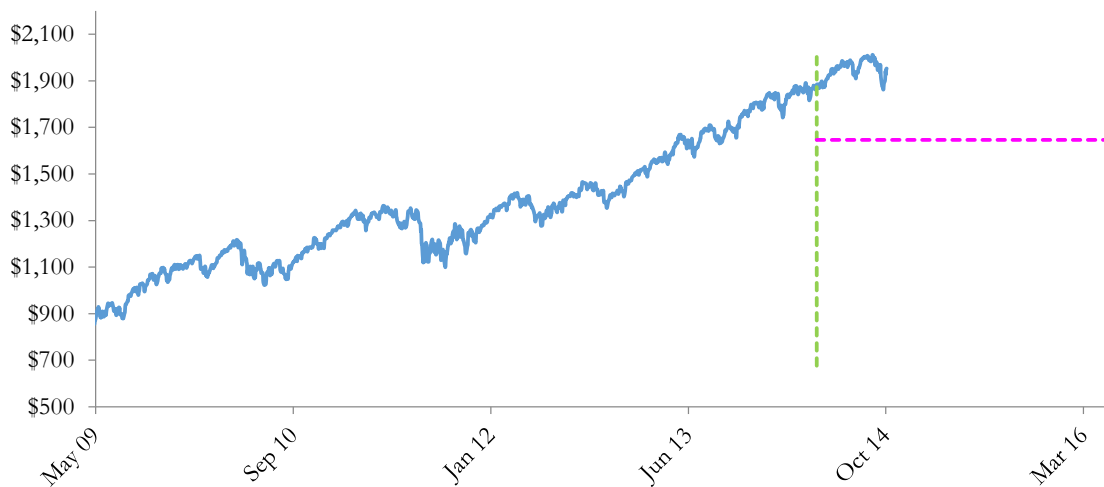
The graph above shows the adjusted closing price of the issuer Deutsche Bank for the past several years. The stock price of the issuer is an indication of the financial strength of Deutsche Bank. The adjusted price shown above incorporates any stock split, reverse stock split, etc.

### Deutsche Bank's CDS Rate



Credit default swap (CDS) rates are the market price that investors require to bear credit risk of an issuer such as Deutsche Bank. CDS rates are usually given in basis points (bps). One basis point equals 0.01%. Higher CDS rates reflect higher perceived credit risk, higher required yields, and therefore lower market value of Deutsche Bank's debt, including outstanding Capped Buffered S&P 500-Linked Note. Fluctuations in Deutsche Bank's CDS rate impact the market value of the notes in the secondary market.

### The S&P 500 Index Level

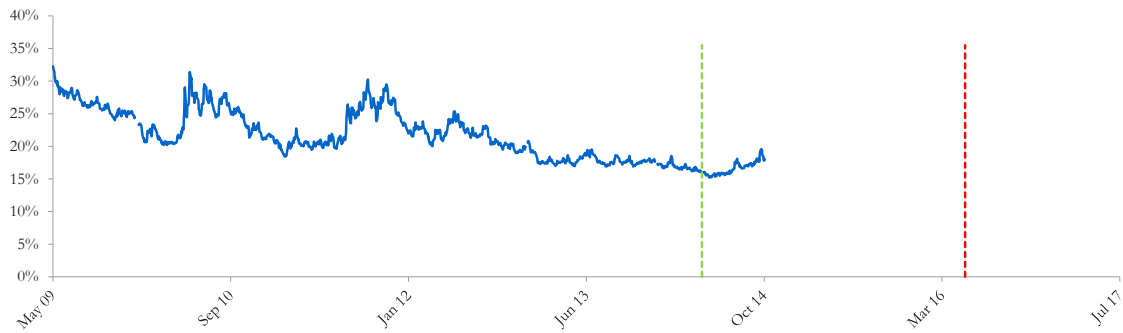


The graph above shows the historical levels of the S&P 500 Index for the past several years. The final payoff of this note is determined by the S&P 500 Index level at maturity. Higher fluctuations in the S&P 500 Index level correspond to a greater uncertainty in the final payout of this Capped Buffered S&P 500-Linked Note.

### Realized Payoff

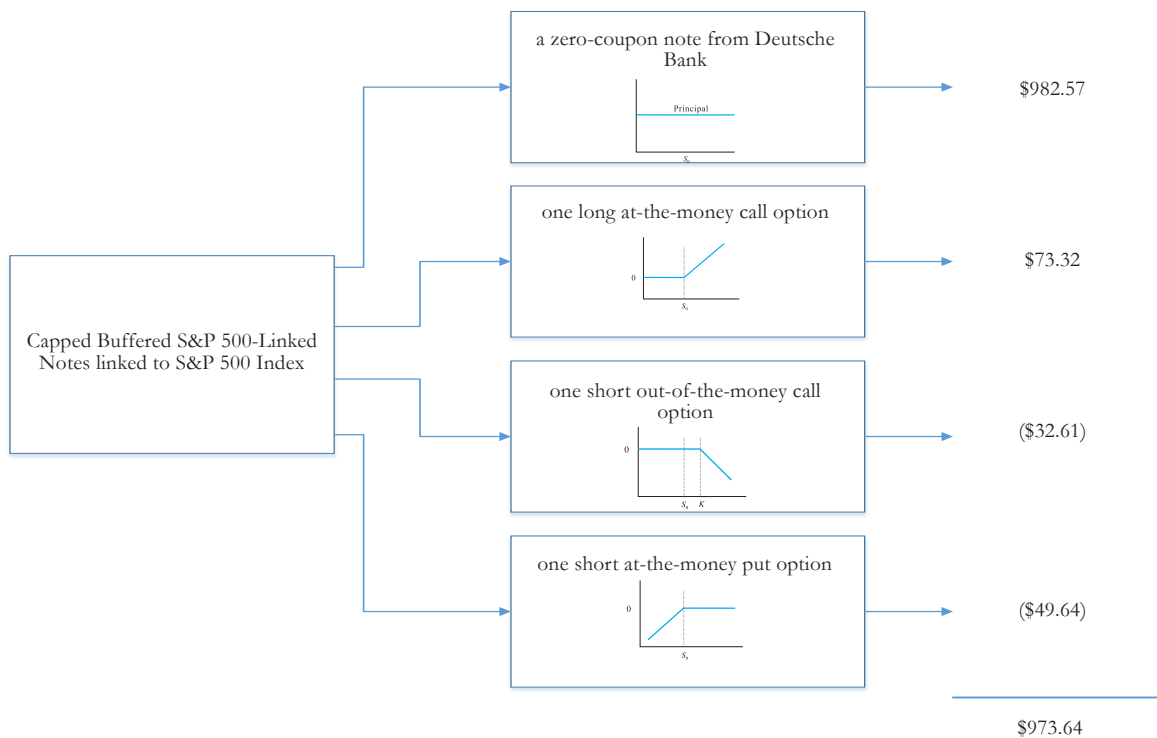
This product will mature on May 12, 2016.

## Reference Asset The S&P 500 Index's Implied Volatility



The annualized implied volatility of the S&P 500 Index on April 30, 2014 was 15.93%, meaning that options contracts on the S&P 500 Index were trading at prices that reflect an expected annual volatility of 15.93%. The higher the implied volatility, the larger the expected fluctuations of the S&P 500 Index level and of the Note's market value during the life of the Notes.

## Decomposition of this Capped Buffered S&P 500-Linked Note



This note can be decomposed into different components, and each component can be valued separately. The chart above shows the value of each component of this Capped Buffered S&P 500-Linked Note.

1. Delta measures the sensitivity of the price of the note to the S&P 500 Index level on April 30, 2014.
2. CDS rates can be considered a measure of the probability that an issuer will default over a certain period of time and the likely loss given a default. The lower the CDS rate, the lower the default probability. CDS rate is given in basis points (1 basis point equals 0.01%), and is considered as a market premium, on top of the risk-free rate, that investors require to insure against a potential default.
3. Fair price evaluation is based on the Black-Scholes model of the S&P 500 Index on April 30, 2014.
4. Calculated payout at maturity is only an approximation, and may differ from actual payouts at maturity.
5. Our evaluation does not include any transaction fees, broker commissions, or liquidity discounts on the notes.