

Report Prepared On: 08/02/13

Structured Product Details

Name	Buffered Accelerated Return Equity Securities linked to S&P 500 Index
Issue Size	\$428,000
Issue Price	\$1,000
Term	18 Months
Annualized Coupon	0.00%
Pricing Date	July 28, 2009
Issue Date	July 31, 2009
Valuation Date	January 28, 2011
Maturity Date	February 2, 2011
Issuer	Credit Suisse
CDS Rate	62.1 bps
Swap Rate	1.48%
Reference Asset	the S&P 500 Index
Initial Level	979.62
Dividend Rate	2.74%
Implied Volatility	26.30%
Delta¹	0.53

Fair Price at Issue	\$950.69
Realized Return	11.59%

CUSIP	22546EKN3
SEC Link	www.sec.gov/Archives/edgar/ data/1053092/000104746909007019/ a2193857z424b2.htm

Related Research

Research Papers:
www.slcg.com/research.php

- "Are Structured Products Suitable for Retail Investors?" December 2006.
- "Structured Products in the Aftermath of Lehman Brothers," November 2009.
- "What TiVo and JP Morgan Teach Us about Reverse Convertibles," June 2010.

Tim Husson, Ph.D.,
 Senior Financial Economist, SLCG
 (+1) 703.890.0743
TimHusson@slcg.com

**Buffered Accelerated Return Equity
 Securities linked to S&P 500 Index**

Description

Credit Suisse issued \$428,000 of Buffered Accelerated Return Equity Securities linked to S&P 500 Index on July 31, 2009 at \$1,000 per note.

These notes are Credit Suisse-branded Buffered PLUS securities that do not pay periodic coupons, but instead pay a single amount at maturity depending on the final level of the S&P 500 Index.

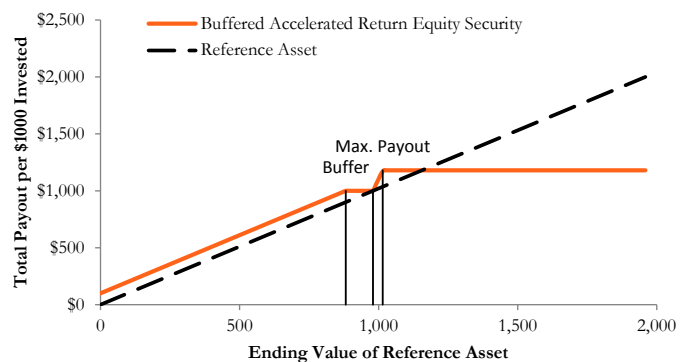
If on January 28, 2011 the S&P 500 Index level is higher than 979.62, but lower than 1,014.89, the notes pay a return equal to the percentage increase in the S&P 500 Index multiplied by 5.0, up to a cap of 18.00%. If on January 28, 2011 the refe is below 979.62 but not below 881.66, investors receive \$1,000 face value per note. If the S&P 500 Index level on January 28, 2011 is lower than 881.66, investors receive face value per note reduced by the amount the reference asset is below 881.66 as a percent of the initial level, 979.62.

Valuation

This product can be valued as a combination of a note from Credit Suisse, one short out-of-the-money put option, 5.0 long at-the-money call options, and 5.0 short out-of-the-money call options. For reasonable valuation inputs this note was worth \$950.69 when it was issued on July 31, 2009 because the value of the options investors gave Credit Suisse plus the interest investors would have received on Credit Suisse's straight debt was worth \$49.32 more than the options investors received from Credit Suisse.

There is no active secondary market for most structured products. Structured products, including this note, therefore are much less liquid than simple stocks, bonds, notes and mutual funds. Investors are likely to receive less than the structured product's estimated market value if they try to sell the structured product prior to maturity. Our valuations do not incorporate this relative lack of liquidity and therefore should be considered an upper bound on the value of the structured product.

Payoff Curve at Maturity

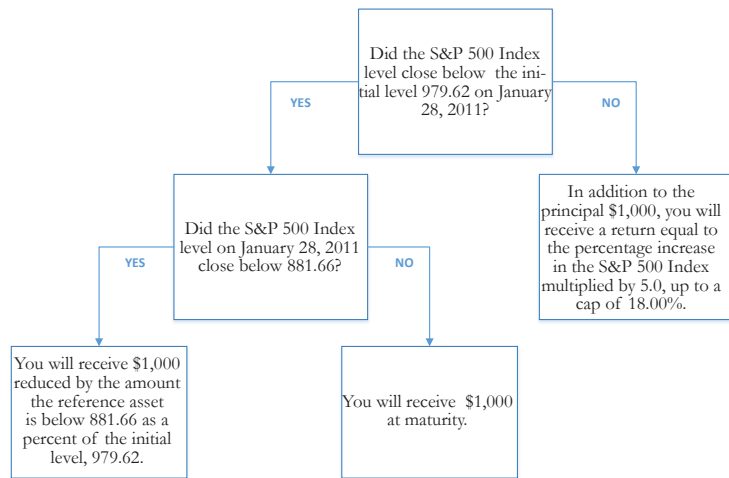


The payoff diagram shows the final payoff of this note given the S&P 500 Index level (horizontal axis). For comparison, the dashed line shows the payoff if you invested in the S&P 500 Index directly.

Principal Payback Table

The S&P 500 Index	Note Payoff
0.00	\$100.00
97.96	\$200.00
195.92	\$300.00
293.89	\$400.00
391.85	\$500.00
489.81	\$600.00
587.77	\$700.00
685.73	\$800.00
783.70	\$900.00
881.66	\$1,000.00
979.62	\$1,000.00
1,077.58	\$1,180.00
1,175.54	\$1,180.00
1,273.51	\$1,180.00
1,371.47	\$1,180.00
1,469.43	\$1,180.00

Maturity Payoff Diagram

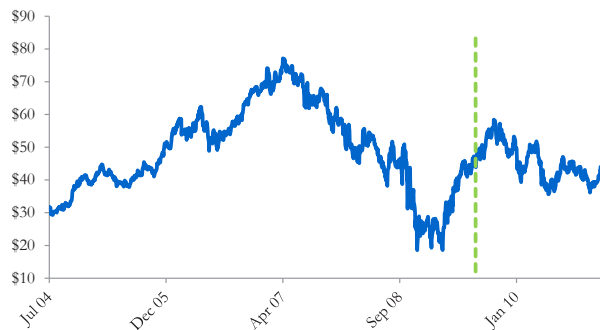


The contingent payoffs of this Buffered Accelerated Return Equity Security.

Analysis

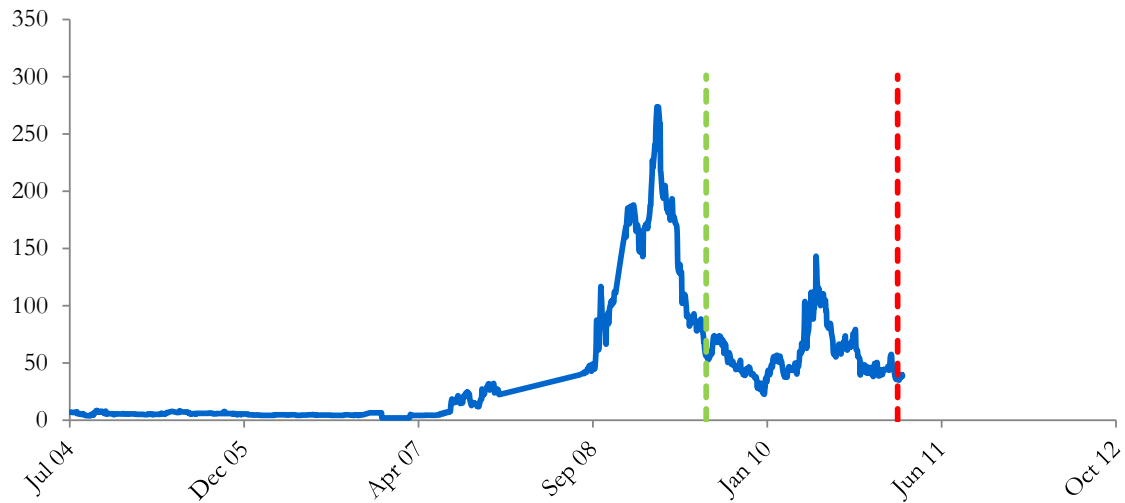
This Buffered Accelerated Return Equity Security pays investors the increase in the S&P 500 Index multiplied by 5.0 capped at 18.00%, but if the S&P 500 Index declines over the term of the note, investors will suffer losses equal to the percentage decline in the S&P 500 Index. In addition, investors bear the credit risk of Credit Suisse. Investors purchasing this Buffered Accelerated Return Equity Security effectively sell at-the-money put and out-of-the-money call options to Credit Suisse, buy at-the-money call options, and a zero-coupon note from Credit Suisse. This Buffered Accelerated Return Equity Security is fairly priced if and only if the market value of the options investors received from Credit Suisse equals the market value of the options investors gave Credit Suisse plus the interest investors would have received on Credit Suisse's straight debt.

Credit Suisse's Stock Price



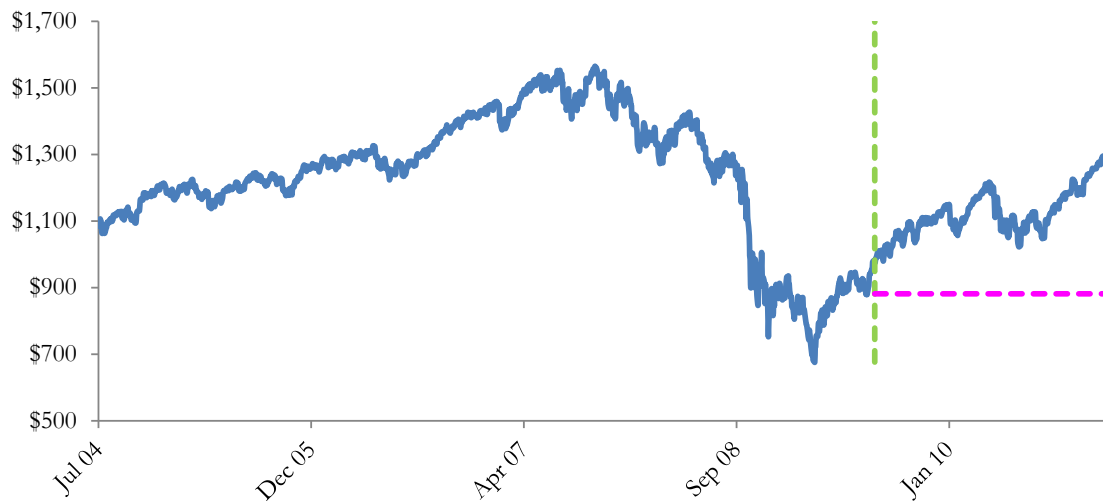
The graph above shows the adjusted closing price of the issuer Credit Suisse for the past several years. The stock price of the issuer is an indication of the financial strength of Credit Suisse. The adjusted price shown above incorporates any stock split, reverse stock split, etc.

Credit Suisse's CDS Rate



Credit default swap (CDS) rates are the market price that investors require to bear credit risk of an issuer such as Credit Suisse. CDS rates are usually given in basis points (bps). One basis point equals 0.01%. Higher CDS rates reflect higher perceived credit risk, higher required yields, and therefore lower market value of Credit Suisse's debt, including outstanding Buffered Accelerated Return Equity Security. Fluctuations in Credit Suisse's CDS rate impact the market value of the notes in the secondary market.

The S&P 500 Index Level

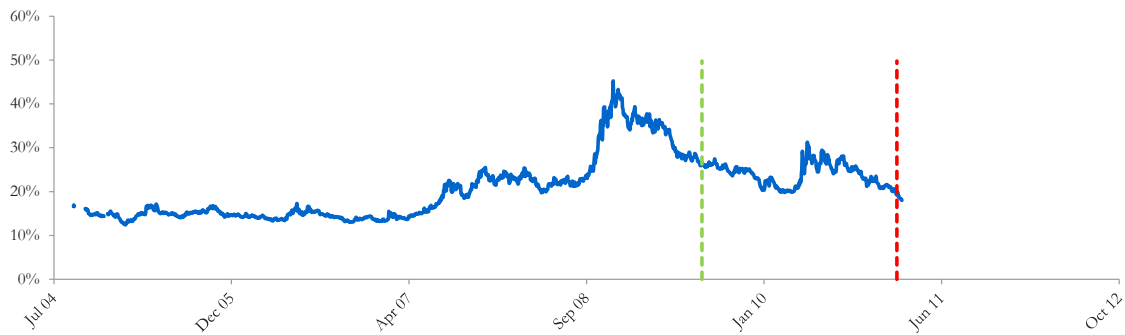


The graph above shows the historical levels of the S&P 500 Index for the past several years. The final payoff of this note is determined by the S&P 500 Index level at maturity. Higher fluctuations in the S&P 500 Index level correspond to a greater uncertainty in the final payout of this Buffered Accelerated Return Equity Security.

Realized Payoff

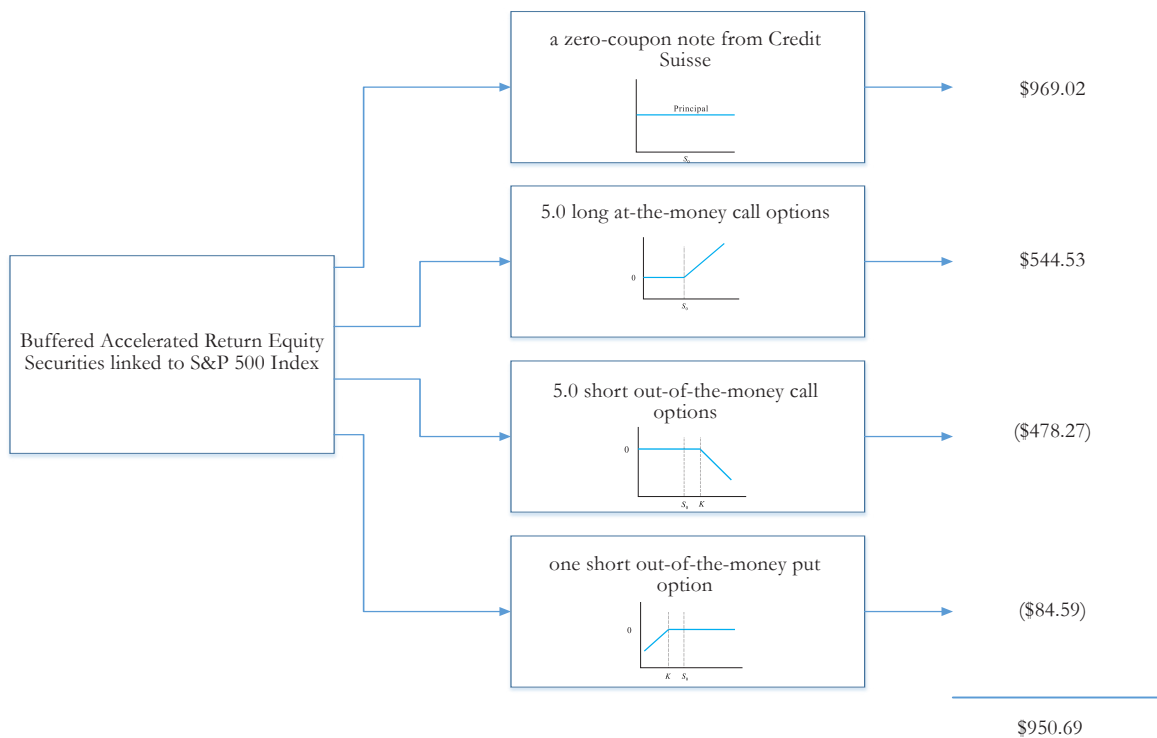
This note matured on February 2, 2011 and investors received \$1,180.00 per note.

Reference Asset The S&P 500 Index's Implied Volatility



The annualized implied volatility of the S&P 500 Index on July 28, 2009 was 26.30%, meaning that options contracts on the S&P 500 Index were trading at prices that reflect an expected annual volatility of 26.30%. The higher the implied volatility, the larger the expected fluctuations of the S&P 500 Index level and of the Note's market value during the life of the Notes.

Decomposition of this Buffered Accelerated Return Equity Security



This note can be decomposed into different components, and each component can be valued separately. The chart above shows the value of each component of this Buffered Accelerated Return Equity Security.

1. Delta measures the sensitivity of the price of the note to the S&P 500 Index level on July 28, 2009.
2. CDS rates can be considered a measure of the probability that an issuer will default over a certain period of time and the likely loss given a default. The lower the CDS rate, the lower the default probability. CDS rate is given in basis points (1 basis point equals 0.01%), and is considered as a market premium, on top of the risk-free rate, that investors require to insure against a potential default.
3. Fair price evaluation is based on the Black-Scholes model of the S&P 500 Index on July 28, 2009.
4. Calculated payout at maturity is only an approximation, and may differ from actual payouts at maturity.
5. Our evaluation does not include any transaction fees, broker commissions, or liquidity discounts on the notes.