

Report Prepared On: 12/13/12

Structured Product Details

Name	Reverse Convertible Notes linked to Energy Conversion Devices, Inc.
Issue Size	\$612,000
Issue Price	\$1,000
Term	6 Months
Annualized Coupon	18.00%
Pricing Date	June 25, 2007
Issue Date	June 29, 2007
Valuation Date	December 24, 2007
Maturity Date	December 31, 2007
Issuer	Credit Suisse
CDS Rate	4.85 bps
Swap Rate	5.31%
Reference Asset	Energy Conversion Devices, Inc.'s stock
Initial Level	\$29.78
Trigger Price	\$22.34
Conversion Price	\$29.78
Dividend Rate	0.00%
Implied Volatility	55.68%
Delta¹	0.42
Fair Price at Issue	\$931.75
Realized Return	19.51%
CUSIP	22542DBE9
SEC Link	www.sec.gov/Archives/edgar/data/1053092/000104746907005239/a2178405z424b2.htm

Related Research

Research Papers:

www.slcg.com/research.php

- "Are Structured Products Suitable for Retail Investors?" December 2006.
- "Structured Products in the Aftermath of Lehman Brothers," November 2009.
- "What TiVo and JP Morgan Teach Us about Reverse Convertibles," June 2010.

Geng Deng, Ph.D., FRM

Director, SLCG
 (+1) 703.890.0741
GengDeng@slcg.com

Reverse Convertible Notes linked to Energy Conversion Devices, Inc.

Description

Credit Suisse issued \$612,000 of Reverse Convertible Notes linked to Energy Conversion Devices, Inc. on June 29, 2007 at \$1,000 per note.

These notes are Credit Suisse-branded reverse convertibles. Reverse convertibles pay periodic interest coupons and at maturity convert into shares of the reference security if the price of the reference stock at the notes' maturity is below its price when the notes were issued and had closed below a specified "trigger" during the term of the notes.

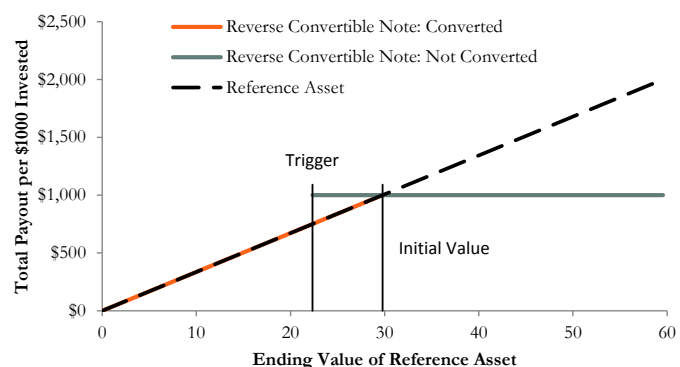
These 6-month notes pay monthly coupons at an annualized rate of 18.00%. In addition to the monthly coupons, at maturity on December 31, 2007 investors will receive the market value of 33.58 shares of Energy Conversion Devices, Inc.'s stock if on December 24, 2007 Energy Conversion Devices, Inc.'s stock price closes below \$29.78 (Energy Conversion Devices, Inc.'s stock price on June 25, 2007) and had ever closed at or below \$22.34 during the term of the notes. Otherwise, investors will receive the \$1,000 face value per note.

Valuation

This Credit Suisse reverse convertible linked to Energy Conversion Devices, Inc.'s stock can be valued as a combination of a note from Credit Suisse and a short down-and-in, at-the-money put option on Energy Conversion Devices, Inc.'s stock. For reasonable valuation inputs this note was worth \$931.75 per \$1,000 when it was issued on June 29, 2007 because investors were effectively being paid only \$63.31 for giving Credit Suisse an option which was worth \$131.56.

There is no active secondary market for most structured products. Structured products, including this note, therefore are much less liquid than simple stocks, bonds, notes and mutual funds. Investors are likely to receive less than the structured product's estimated market value if they try to sell the structured product prior to maturity. Our valuations do not incorporate this relative lack of liquidity and therefore should be considered an upper bound on the value of the structured product.

Payoff Curve at Maturity

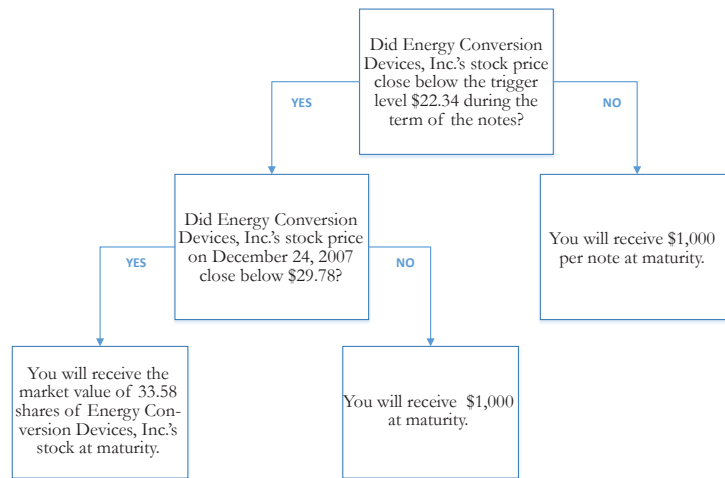


The payoff diagram shows the final payoff of this note given Energy Conversion Devices, Inc.'s stock price (horizontal axis). For comparison, the dashed line shows the payoff if you invested in Energy Conversion Devices, Inc.'s stock directly.

Principal Payback Table

Energy Conversion Devices, Inc.'s Stock	Converted Note Payoff	Non-Converted Note Payoff
\$0.00	\$0.00	
\$2.98	\$100.00	
\$5.96	\$200.00	
\$8.93	\$300.00	
\$11.91	\$400.00	
\$14.89	\$500.00	
\$17.87	\$600.00	
\$20.85	\$700.00	
\$23.82	\$800.00	\$1,000.00
\$26.80	\$900.00	\$1,000.00
\$29.78	\$1,000.00	\$1,000.00
\$32.76	\$1,000.00	\$1,000.00
\$35.74	\$1,000.00	\$1,000.00
\$38.71	\$1,000.00	\$1,000.00
\$41.69	\$1,000.00	\$1,000.00
\$44.67	\$1,000.00	\$1,000.00

Maturity Payoff Diagram



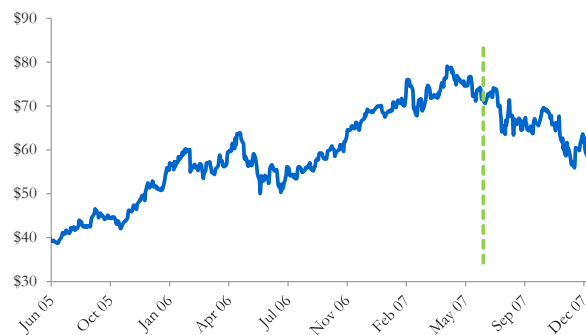
The contingent payoffs of this Reverse Convertible Note.

Analysis

This reverse convertible's 18.00% coupon rate is higher than the yield Credit Suisse paid on its straight debt but, in addition to Credit Suisse's credit risk, investors bear the risk that they will receive shares of Energy Conversion Devices, Inc.'s stock when they are worth substantially less than the face value of the note at maturity.

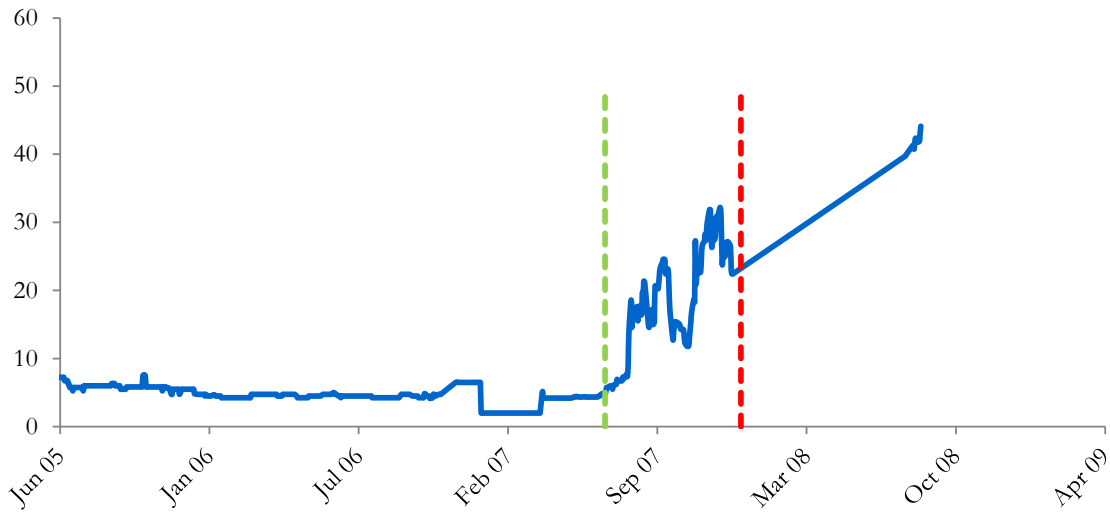
Investors purchasing reverse convertibles effectively sell put options to Credit Suisse and post the note's issue price as collateral to secure satisfaction of the investors' obligations under the option contracts. Credit Suisse pays investors a "coupon" that is part payment for the put options and part interest on the investors' posted collateral. This reverse convertible is fairly priced if and only if the excess of the reverse convertible's "coupon rate" above the interest Credit Suisse pays on its straight debt equals the value of the put option investors are giving to Credit Suisse. Whether the reverse convertible is suitable or not is equivalent to whether selling put options on the reference stock at the option premium being paid by Credit Suisse was suitable for the investor.

Credit Suisse's Stock Price



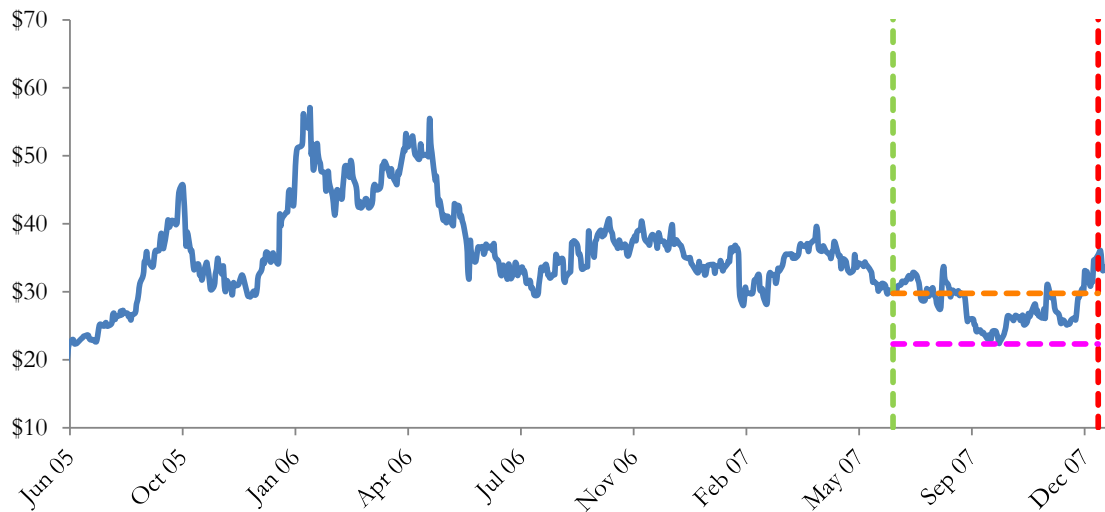
The graph above shows the adjusted closing price of the issuer Credit Suisse for the past several years. The stock price of the issuer is an indication of the financial strength of Credit Suisse. The adjusted price shown above incorporates any stock split, reverse stock split, etc.

Credit Suisse's CDS Rate



Credit default swap (CDS) rates are the market price that investors require to bear credit risk of an issuer such as Credit Suisse. CDS rates are usually given in basis points (bps). One basis point equals 0.01%. Higher CDS rates reflect higher perceived credit risk, higher required yields, and therefore lower market value of Credit Suisse's debt, including outstanding Reverse Convertible Note. Fluctuations in Credit Suisse's CDS rate impact the market value of the notes in the secondary market.

Energy Conversion Devices, Inc.'s Stock Price

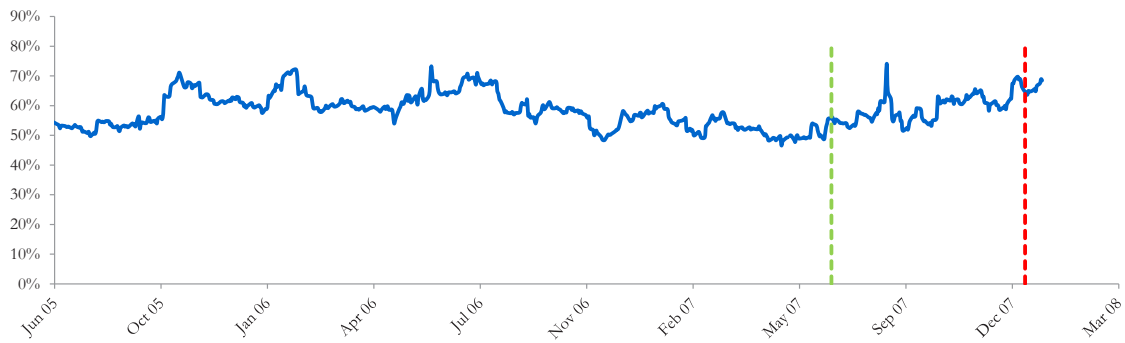


The graph above shows the historical levels of Energy Conversion Devices, Inc.'s stock for the past several years. The final payoff of this note is determined by Energy Conversion Devices, Inc.'s stock price at maturity. Higher fluctuations in Energy Conversion Devices, Inc.'s stock price correspond to a greater uncertainty in the final payout of this Reverse Convertible Note.

Realized Payoff

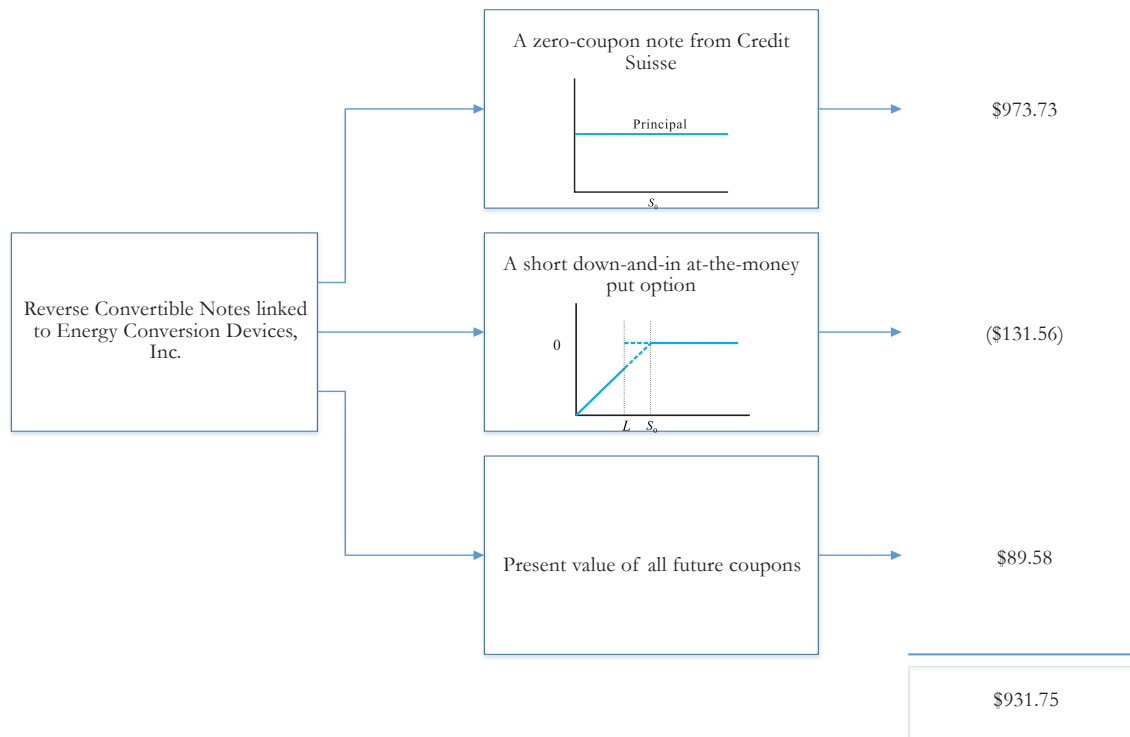
This note matured on December 31, 2007 and investors received \$1,000.00 per note.

Reference Asset Energy Conversion Devices, Inc.'s Stock's Implied Volatility



The annualized implied volatility of Energy Conversion Devices, Inc.'s stock on June 25, 2007 was 55.68%, meaning that options contracts on Energy Conversion Devices, Inc.'s stock were trading at prices that reflect an expected annual volatility of 55.68%. The higher the implied volatility, the larger the expected fluctuations of Energy Conversion Devices, Inc.'s stock price and of the Note's market value during the life of the Notes.

Decomposition of this Reverse Convertible Note



This note can be decomposed into different components, and each component can be valued separately. The chart above shows the value of each component of this Reverse Convertible Note.

1. Delta measures the sensitivity of the price of the note to the Energy Conversion Devices, Inc.'s stock price on June 25, 2007.
2. CDS rates can be considered a measure of the probability that an issuer will default over a certain period of time and the likely loss given a default. The lower the CDS rate, the lower the default probability. CDS rate is given in basis points (1 basis point equals 0.01%), and is considered as a market premium, on top of the risk-free rate, that investors require to insure against a potential default.
3. Fair price evaluation is based on the Black-Scholes model of the Energy Conversion Devices, Inc.'s stock on June 25, 2007.
4. Calculated payout at maturity is only an approximation, and may differ from actual payouts at maturity.
5. Our evaluation does not include any transaction fees, broker commissions, or liquidity discounts on the notes.