

Report Prepared On: 02/01/13

Structured Product Details

Name	Buffered Return Optimization Securities linked to the iShares FTSE China 25 Index Fund
Issue Size	\$436,100
Issue Price	\$10
Term	24 Months
Annualized Coupon	0.00%
Pricing Date	November 15, 2011
Issue Date	November 18, 2011
Valuation Date	November 15, 2013
Maturity Date	November 21, 2013
Issuer	Citigroup
CDS Rate	222.71 bps
Swap Rate	0.71%
Reference Asset	iShares FTSE China 25 Index Fund
Initial Level	\$37.79
Dividend Rate	2.24%
Implied Volatility	32.85%
Delta¹	0.58
Fair Price at Issue	\$9.19
CUSIP	17317U477
SEC Link	www.sec.gov/Archives/edgar/data/831001/000095010311004820/dp27268_424b2-0140.htm

Buffered Return Optimization Securities linked to the iShares FTSE China 25 Index Fund

Description

Citigroup issued \$436,100 of Buffered Return Optimization Securities linked to the iShares FTSE China 25 Index Fund on November 18, 2011 at \$10 per note.

These notes are Citigroup-branded Buffered PLUS securities that do not pay periodic coupons, but instead pay a single amount at maturity depending on the final level of iShares FTSE China 25 Index Fund.

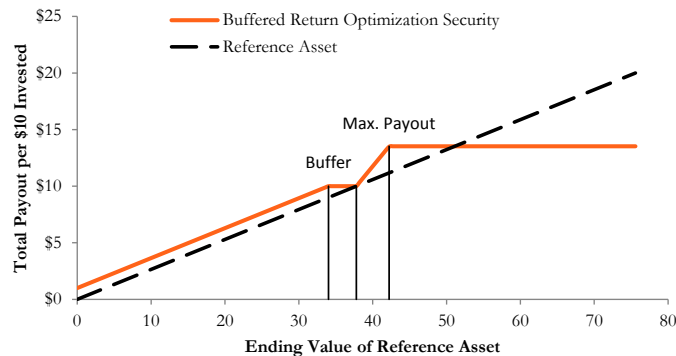
If on November 15, 2013 iShares FTSE China 25 Index Fund's share price is higher than \$37.79, but lower than \$42.23, the notes pay a return equal to the percentage increase in iShares FTSE China 25 Index Fund multiplied by 3.0, up to a cap of 35.25%. If on November 15, 2013 the ref is below \$37.79 but not below \$34.01, investors receive \$10 face value per note. If iShares FTSE China 25 Index Fund's share price on November 15, 2013 is lower than \$34.01, investors receive face value per note reduced by the amount the reference asset is below \$34.01 as a percent of the initial level, \$37.79.

Valuation

This product can be valued as a combination of a note from Citigroup, one short out-of-the-money put option, three long at-the-money call options, and three short out-of-the-money call options. For reasonable valuation inputs this note was worth \$9.19 when it was issued on November 18, 2011 because the value of the options investors gave Citigroup plus the interest investors would have received on Citigroup's straight debt was worth \$0.81 more than the options investors received from Citigroup.

There is no active secondary market for most structured products. Structured products, including this note, therefore are much less liquid than simple stocks, bonds, notes and mutual funds. Investors are likely to receive less than the structured product's estimated market value if they try to sell the structured product prior to maturity. Our valuations do not incorporate this relative lack of liquidity and therefore should be considered an upper bound on the value of the structured product.

Payoff Curve at Maturity



The payoff diagram shows the final payoff of this note given iShares FTSE China 25 Index Fund's share price (horizontal axis). For comparison, the dashed line shows the payoff if you invested in iShares FTSE China 25 Index Fund directly.

Related Research

Research Papers:
www.slcg.com/research.php

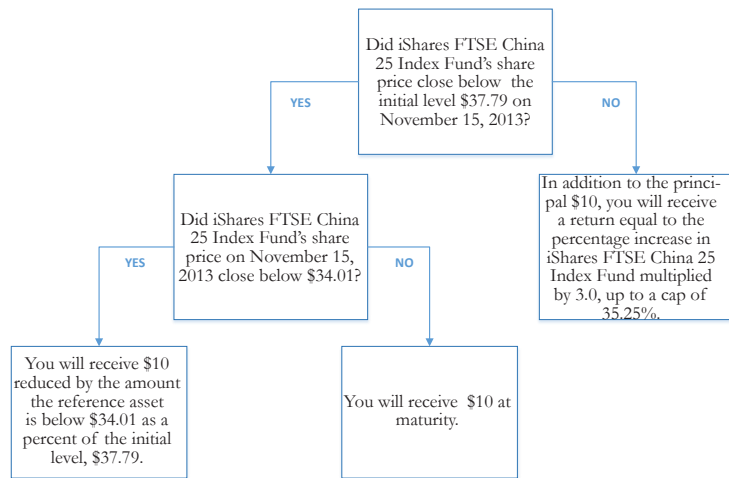
- "Are Structured Products Suitable for Retail Investors?" December 2006.
- "Structured Products in the Aftermath of Lehman Brothers," November 2009.
- "What TiVo and JP Morgan Teach Us about Reverse Convertibles," June 2010.

Tim Husson, Ph.D.,
 Senior Financial Economist, SLCG
 (+1) 703.890.0743
TimHusson@slcg.com

Principal Payback Table

iShares FTSE China 25 Index Fund	Note Payoff
\$0.00	\$1.00
\$3.78	\$2.00
\$7.56	\$3.00
\$11.34	\$4.00
\$15.12	\$5.00
\$18.90	\$6.00
\$22.67	\$7.00
\$26.45	\$8.00
\$30.23	\$9.00
\$34.01	\$10.00
\$37.79	\$10.00
\$41.57	\$13.00
\$45.35	\$13.53
\$49.13	\$13.53
\$52.91	\$13.53
\$56.69	\$13.53

Maturity Payoff Diagram

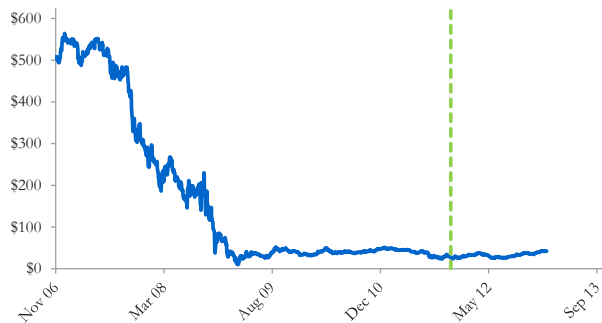


The contingent payoffs of this Buffered Return Optimization Security.

Analysis

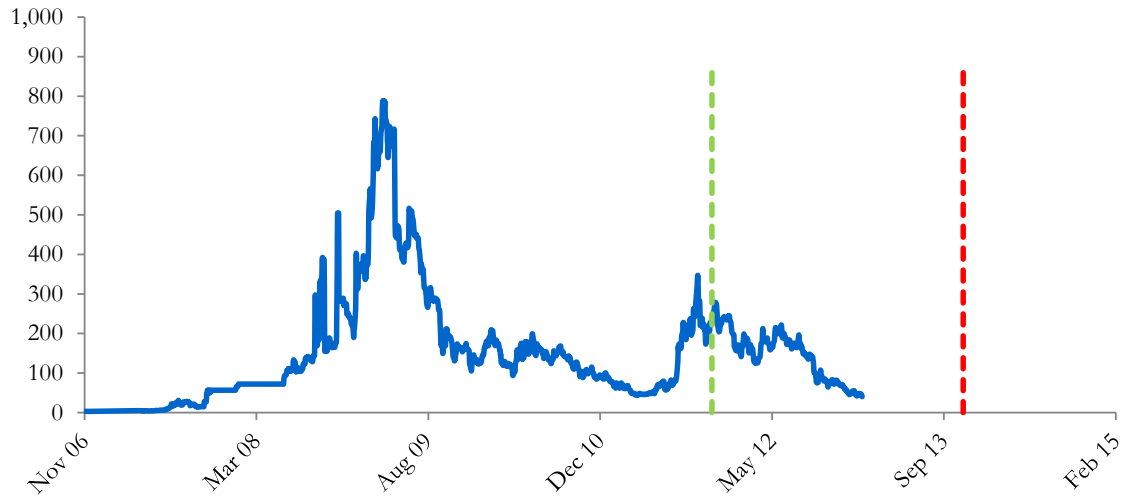
This Buffered Return Optimization Security pays investors the increase in iShares FTSE China 25 Index Fund multiplied by 3.0 capped at 35.25%, but if iShares FTSE China 25 Index Fund declines over the term of the note, investors will suffer losses equal to the percentage decline in iShares FTSE China 25 Index Fund. In addition, investors bear the credit risk of Citigroup. Investors purchasing this Buffered Return Optimization Security effectively sell at-the-money put and out-of-the-money call options to Citigroup, buy at-the-money call options, and a zero-coupon note from Citigroup. This Buffered Return Optimization Security is fairly priced if and only if the market value of the options investors received from Citigroup equals the market value of the options investors gave Citigroup plus the interest investors would have received on Citigroup's straight debt.

Citigroup's Stock Price



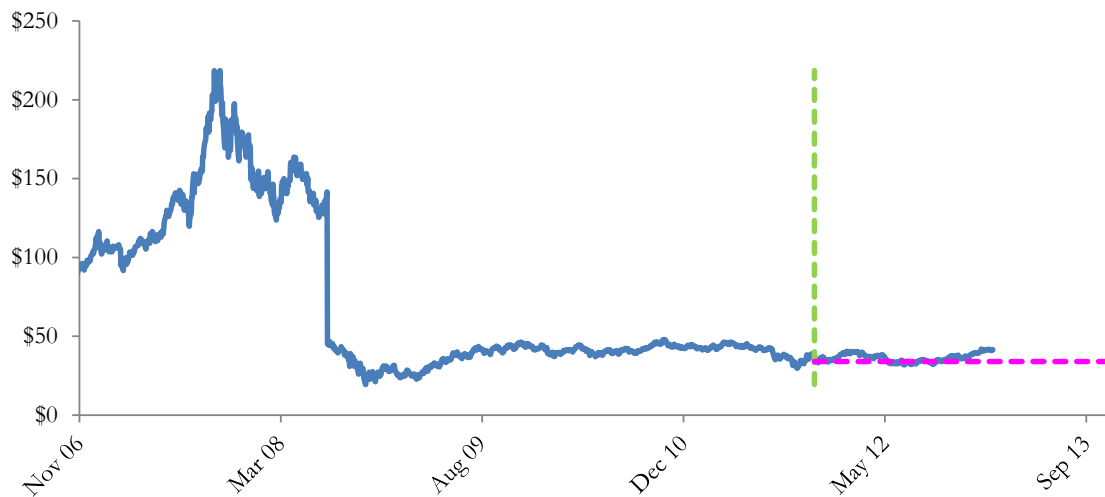
The graph above shows the adjusted closing price of the issuer Citigroup for the past several years. The stock price of the issuer is an indication of the financial strength of Citigroup. The adjusted price shown above incorporates any stock split, reverse stock split, etc.

Citigroup's CDS Rate



Credit default swap (CDS) rates are the market price that investors require to bear credit risk of an issuer such as Citigroup. CDS rates are usually given in basis points (bps). One basis point equals 0.01%. Higher CDS rates reflect higher perceived credit risk, higher required yields, and therefore lower market value of Citigroup's debt, including outstanding Buffered Return Optimization Security. Fluctuations in Citigroup's CDS rate impact the market value of the notes in the secondary market.

iShares FTSE China 25 Index Fund's Share Price

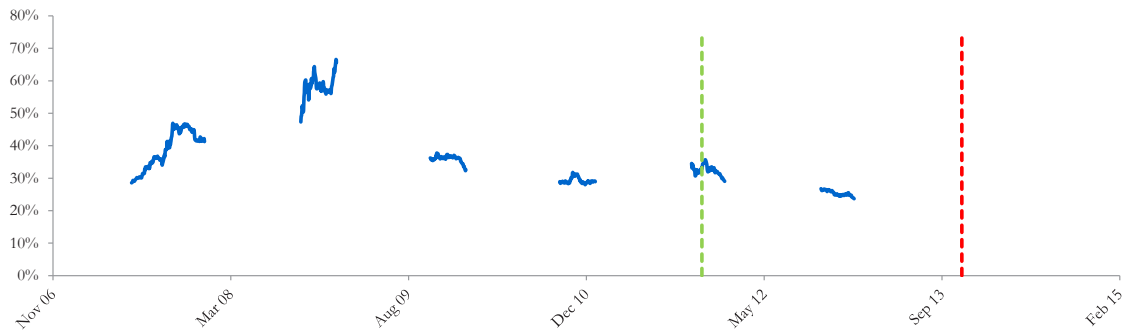


The graph above shows the historical levels of iShares FTSE China 25 Index Fund for the past several years. The final payoff of this note is determined by iShares FTSE China 25 Index Fund's share price at maturity. Higher fluctuations in iShares FTSE China 25 Index Fund's share price correspond to a greater uncertainty in the final payout of this Buffered Return Optimization Security.

Realized Payoff

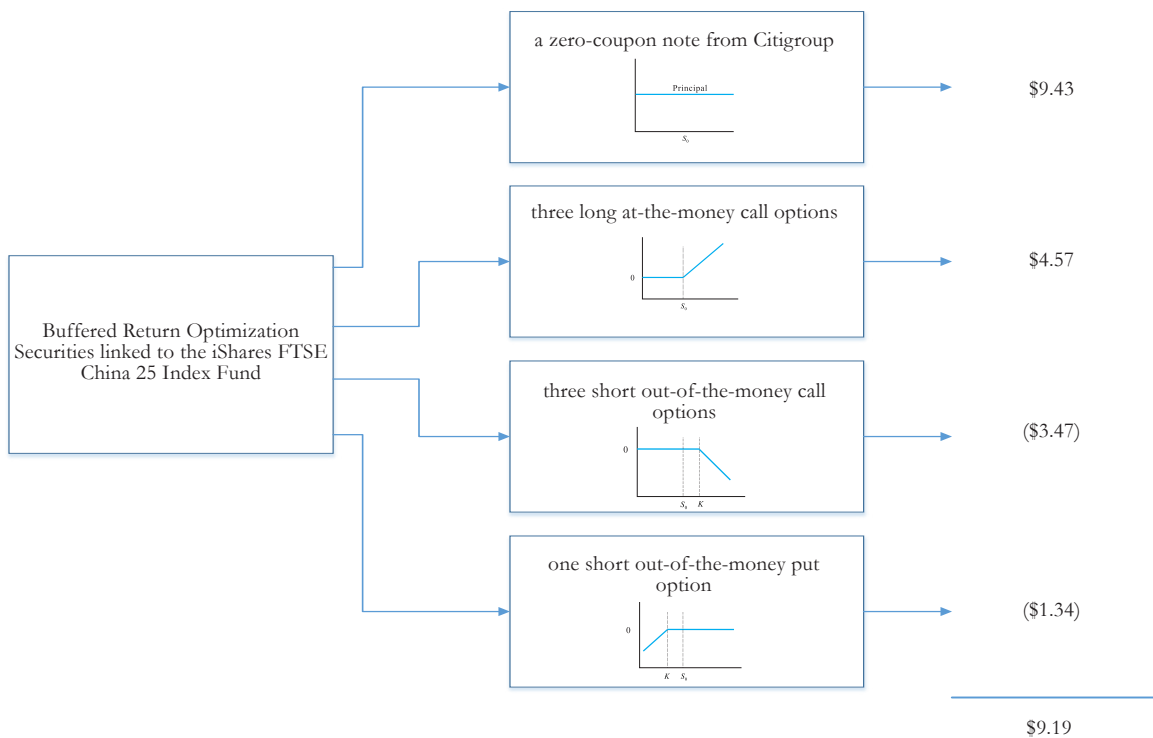
This product will mature on November 21, 2013.

Reference Asset iShares FTSE China 25 Index Fund's Implied Volatility



The annualized implied volatility of iShares FTSE China 25 Index Fund on November 15, 2011 was 32.85%, meaning that options contracts on iShares FTSE China 25 Index Fund were trading at prices that reflect an expected annual volatility of 32.85%. The higher the implied volatility, the larger the expected fluctuations of iShares FTSE China 25 Index Fund's share price and of the Note's market value during the life of the Notes.

Decomposition of this Buffered Return Optimization Security



This note can be decomposed into different components, and each component can be valued separately. The chart above shows the value of each component of this Buffered Return Optimization Security.

1. Delta measures the sensitivity of the price of the note to the iShares FTSE China 25 Index Fund's share price on November 15, 2011.
2. CDS rates can be considered a measure of the probability that an issuer will default over a certain period of time and the likely loss given a default. The lower the CDS rate, the lower the default probability. CDS rate is given in basis points (1 basis point equals 0.01%), and is considered as a market premium, on top of the risk-free rate, that investors require to insure against a potential default.
3. Fair price evaluation is based on the Black-Scholes model of the iShares FTSE China 25 Index Fund on November 15, 2011.
4. Calculated payout at maturity is only an approximation, and may differ from actual payouts at maturity.
5. Our evaluation does not include any transaction fees, broker commissions, or liquidity discounts on the notes.