

Report Prepared On: 10/25/12

Structured Product Details

Name	ELKS based upon the common stock of Apple, Inc.
Issue Size	\$63.12 million
Issue Price	\$10
Term	6 Months
Annualized Coupon	9.00%
Pricing Date	January 26, 2010
Issue Date	January 29, 2010
Valuation Date	July 16, 2010
Maturity Date	July 21, 2010
Issuer	Citigroup
CDS Rate	148.6 bps
Swap Rate	0.36%
Reference Asset	Apple, Inc.'s stock
Initial Level	\$205.94
Conversion Price	\$205.94
Trigger Price	\$164.75
Dividend Rate	0.00%
Implied Volatility	35.29%
Delta¹	0.44
Fair Price at Issue	\$9.55
Realized Return	9.46%
CUSIP	17314V718
SEC Link	www.sec.gov/Archives/edgar/data/831001/000119312510015036/d424b2.htm

Related Research

Research Papers:

www.slcg.com/research.php

- "Are Structured Products Suitable for Retail Investors?" December 2006.
- "Structured Products in the Aftermath of Lehman Brothers," November 2009.
- "What TiVo and JP Morgan Teach Us about Reverse Convertibles," June 2010.

Tim Dulaney, Ph.D.,
 Senior Financial Economist, SLCG
 (+1) 703.539.6777
TimDulaney@slcg.com

ELKS based upon the common stock of Apple, Inc.

Description

Citigroup issued \$63.12 million of ELKS based upon the common stock of Apple, Inc. on January 29, 2010 at \$10 per note.

These notes are Citigroup-branded reverse convertibles. These notes pay periodic interest coupons and at maturity convert into shares of Apple, Inc.'s stock, if the closing price of Apple, Inc.'s stock was ever below \$164.75 during the term of the notes. Similar securities are issued by other companies under different brand names.

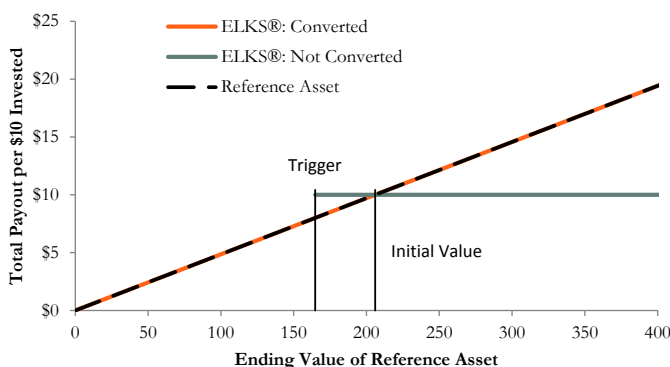
These 6-month notes pay monthly coupons at an annualized rate of 9.00%. In addition to the monthly coupons, at maturity on July 21, 2010 investors will receive the market value of 0.05 share of Apple, Inc.'s stock if during the term of the notes Apple, Inc.'s stock ever closed at or below \$164.75—80% of Apple, Inc.'s stock's \$205.94 closing price on January 26, 2010. Otherwise, investors will receive the \$10 face value per note. In either case, investors receive the final coupon payment at maturity.

Valuation

This Citigroup ELKS based upon the common stock of Apple, Inc. can be valued as a combination of a note from Citigroup, a short down-and-in at-the-money put option, and a long down-and-in at-the-money call option on Apple, Inc.'s stock. For reasonable valuation inputs this note was worth \$9.55 per \$10 when issued on January 29, 2010 because investors were effectively being paid only \$0.34 for giving Citigroup options which were worth \$0.79.

There is no active secondary market for most structured products. Structured products, including this note, therefore are much less liquid than simple stocks, bonds, notes and mutual funds. Investors are likely to receive less than the structured product's estimated market value if they try to sell the structured product prior to maturity. Our valuations do not incorporate this relative lack of liquidity and therefore should be considered an upper bound on the value of the structured product.

Payoff Curve at Maturity

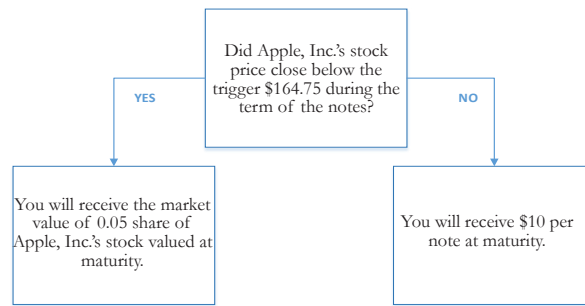


The payoff diagram shows the final payoff of this note given Apple, Inc.'s stock price (horizontal axis). For comparison, the dashed line shows the payoff if you invested in Apple, Inc.'s stock directly.

Principal Payback Table

Apple, Inc.'s Stock	Converted Note Payoff	Non-Converted Note Payoff
\$0.00	\$0.00	
\$20.59	\$1.00	
\$41.19	\$2.00	
\$61.78	\$3.00	
\$82.38	\$4.00	
\$102.97	\$5.00	
\$123.56	\$6.00	
\$144.16	\$7.00	
\$164.75	\$8.00	\$10.00
\$185.35	\$9.00	\$10.00
\$205.94	\$10.00	\$10.00
\$226.53	\$11.00	\$10.00
\$247.13	\$12.00	\$10.00
\$267.72	\$13.00	\$10.00
\$288.32	\$14.00	\$10.00
\$308.91	\$15.00	\$10.00

Maturity Payoff Diagram



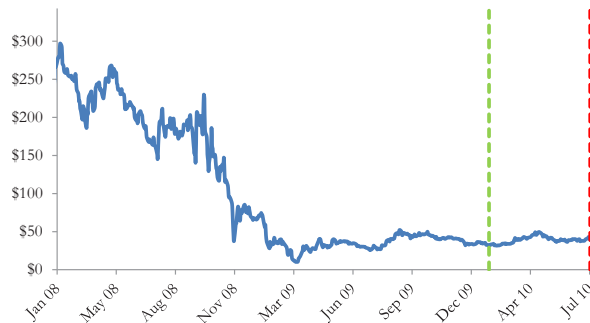
The contingent payoffs of this ELKS.

Analysis

The 9.00% annualized coupon rate is higher than the yield Citigroup paid on its straight debt but, in addition to Citigroup's credit risk, investors bear the risk that, at maturity, they will receive shares of Apple, Inc.'s stock at precisely the time when these shares are worth substantially less than the face value of the note.

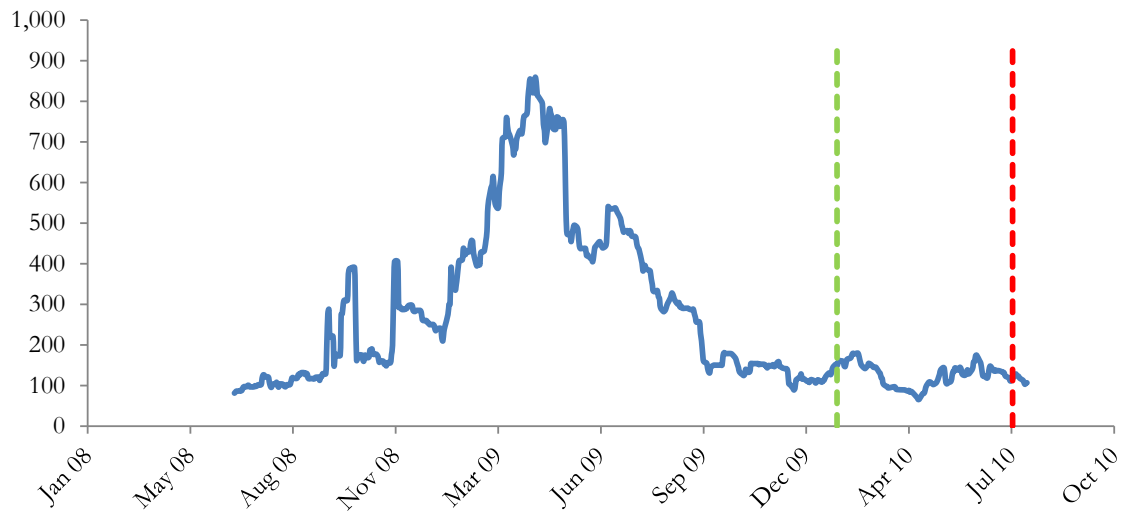
Investors purchasing ELKS effectively sell down-and-in put options to Citigroup, buy down-and-in call option, and post the note's issue price as collateral to secure satisfaction of the investors' obligations under the option contracts. Investors are compensated by Citigroup through "coupon" payments that represent partial payment for the premium difference of put and call options as well as interest on the investors' posted collateral. This ELKS is fairly priced if and only if the excess of the reverse convertible's "coupon rate" above the interest Citigroup pays on its straight debt equals the net value of the put and call options investors are exchanging with Citigroup. Whether the purchase of this ELKS is suitable or not is identically equivalent to whether selling put options on the reference asset at the option premium being paid by the brokerage firm was suitable for the investor in question.

Citigroup's Stock Price



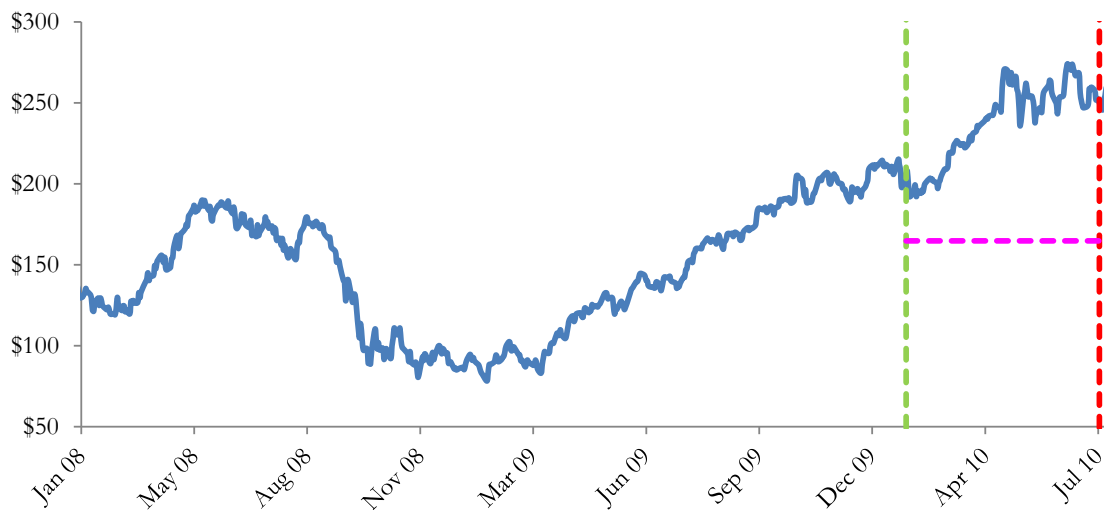
The graph above shows the adjusted closing price of the issuer Citigroup for the past several years. The stock price of the issuer is an indication of the financial strength of Citigroup. The adjusted price shown above incorporates any stock split, reverse stock split, etc.

Citigroup's CDS Rate



Credit default swap (CDS) rates are the market price that investors require to bear credit risk of an issuer such as Citigroup. CDS rates are usually given in basis points (bps). One basis point equals 0.01%. Higher CDS rates reflect higher perceived credit risk, higher required yields, and therefore lower market value of Citigroup's debt, including outstanding ELKS. Fluctuations in Citigroup's CDS rate impact the market value of the notes in the secondary market.

Apple, Inc.'s Stock Price

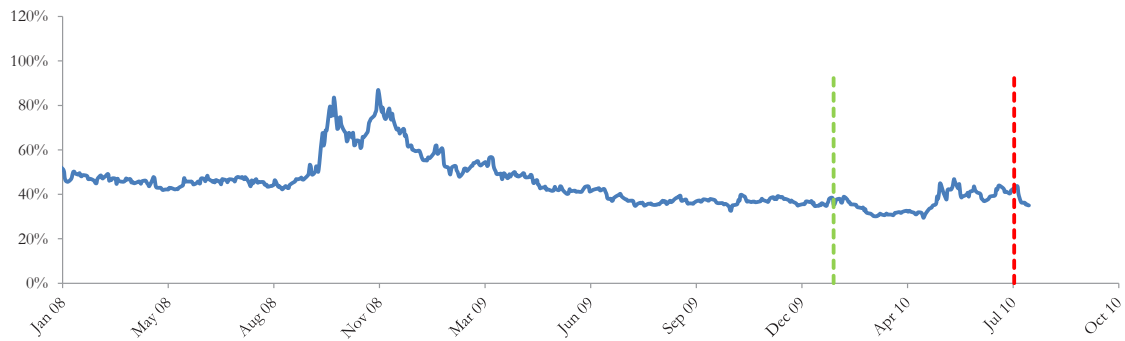


The graph above shows the historical levels of Apple, Inc.'s stock for the past several years. The final payoff of this note is determined by Apple, Inc.'s stock price at maturity. Higher fluctuations in Apple, Inc.'s stock price correspond to a greater uncertainty in the final payout of this ELKS.

Realized Payoff

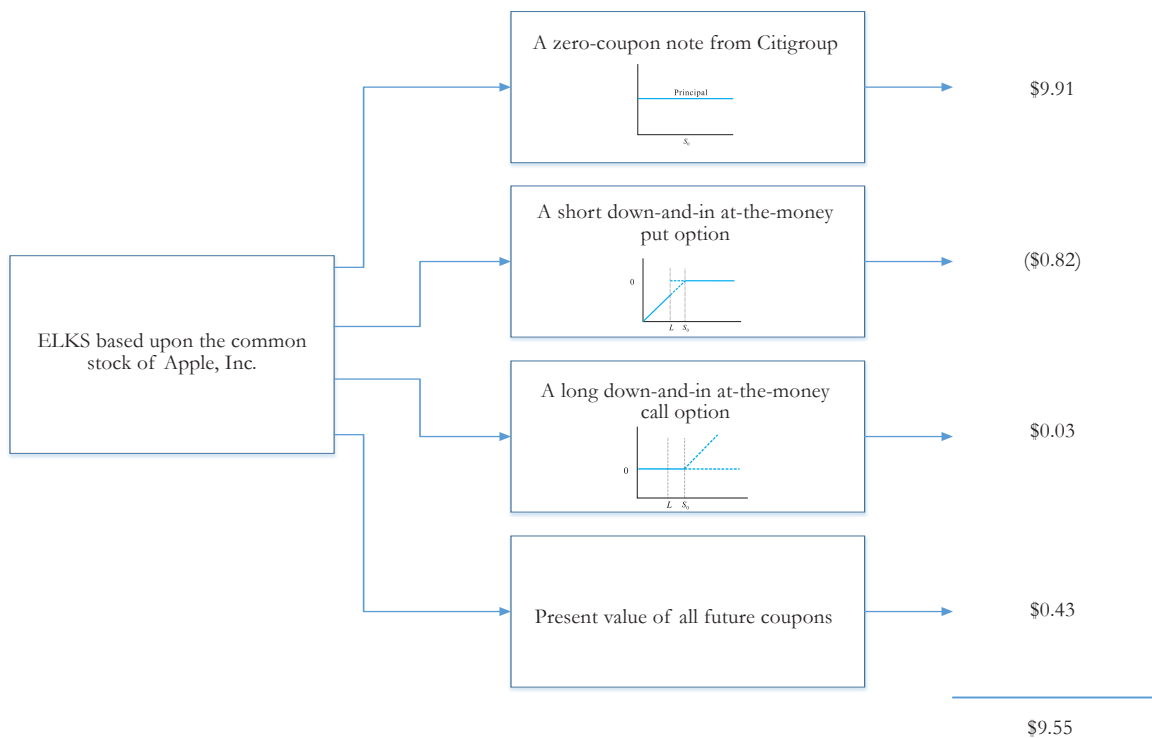
This note matured on July 21, 2010 and investors received \$10.00 per note.

Reference Asset Apple, Inc.'s Stock's Implied Volatility



The annualized implied volatility of Apple, Inc.'s stock on January 26, 2010 was 35.29%, meaning that options contracts on Apple, Inc.'s stock were trading at prices that reflect an expected annual volatility of 35.29%. The higher the implied volatility, the larger the expected fluctuations of Apple, Inc.'s stock price and of the Note's market value during the life of the Notes.

Decomposition of this ELKS



This note can be decomposed into different components, and each component can be valued separately. The chart above shows the value of each component of this ELKS.

1. Delta measures the sensitivity of the price of the note to the Apple, Inc.'s stock price on January 26, 2010.
2. CDS rates can be considered a measure of the probability that an issuer will default over a certain period of time and the likely loss given a default. The lower the CDS rate, the lower the default probability. CDS rate is given in basis points (1 basis point equals 0.01%), and is considered as a market premium, on top of the risk-free rate, that investors require to insure against a potential default.
3. Fair price evaluation is based on the Black-Scholes model of the Apple, Inc.'s stock on January 26, 2010.
4. Calculated payout at maturity is only an approximation, and may differ from actual payouts at maturity.
5. Our evaluation does not include any transaction fees, broker commissions, or liquidity discounts on the notes.