

Report Prepared On: 10/29/12

**Structured Product Details**

<b>Name</b>	Buffered SuperTrack Notes linked to the Financial Select Sector SPDR Fund
<b>Issue Size</b>	\$8,000
<b>Issue Price</b>	\$1,000
<b>Term</b>	13 Months
<b>Annualized Coupon</b>	0.00%
<b>Pricing Date</b>	August 26, 2010
<b>Issue Date</b>	August 31, 2010
<b>Valuation Date</b>	September 26, 2011
<b>Maturity Date</b>	September 29, 2011
<b>Issuer</b>	Barclays
<b>CDS Rate</b>	87.53 bps
<b>Swap Rate</b>	0.85%
<b>Reference Asset</b>	Financial Select Sector SPDR Fund
<b>Initial Level</b>	\$13.44
<b>Dividend Rate</b>	1.23%
<b>Implied Volatility Delta<sup>1</sup></b>	35.51%
	0.47
<b>Fair Price at Issue</b>	\$940.25
<b>Realized Return</b>	0.00%
<b>CUSIP</b>	06740PJH0
<b>SEC Link</b>	<a href="http://www.sec.gov/Archives/edgar/data/312070/000119312510200452/d424b2.htm">www.sec.gov/Archives/edgar/data/312070/000119312510200452/d424b2.htm</a>

**Buffered SuperTrack Notes linked to the Financial Select Sector SPDR Fund**

**Description**

Barclays issued \$8,000 of Buffered SuperTrack Notes linked to the Financial Select Sector SPDR Fund on August 31, 2010 at \$1,000 per note.

These notes are Barclays-branded Buffered PLUS securities that do not pay periodic coupons, but instead pay a single amount at maturity depending on the final level of Financial Select Sector SPDR Fund.

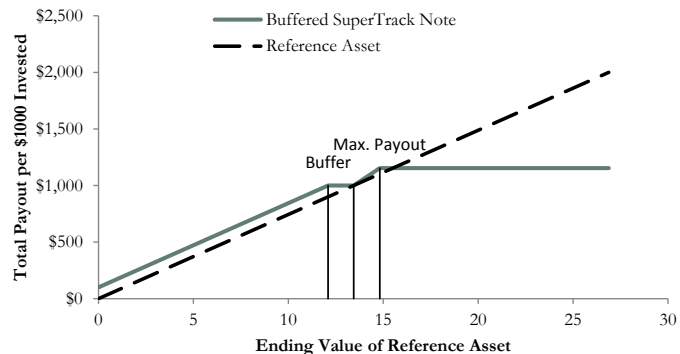
If on September 26, 2011 Financial Select Sector SPDR Fund's share price is higher than \$13.44, but lower than \$14.82, the notes pay a return equal to the percentage increase in Financial Select Sector SPDR Fund multiplied by 1.5, up to a cap of 15.38%. If on September 26, 2011 Financial Select Sector SPDR Fund's share price is below \$13.44 but not below \$12.10, investors receive \$1,000 face value per note. If Financial Select Sector SPDR Fund's share price on September 26, 2011 is lower than \$12.10, investors receive face value per note reduced by the amount the reference asset is below \$12.10 as a percent of the initial level, \$13.44.

**Valuation**

This Buffered SuperTrack Note linked to Financial Select Sector SPDR Fund can be valued as a combination of a note from Barclays, one short out-of-the-money put option, 1.5 long at-the-money call options, and 1.5 short out-of-the-money call options. For reasonable valuation inputs this note was worth \$940.25 when it was issued on August 31, 2010 because the value of the options investors gave Barclays plus the interest investors would have received on Barclays's straight debt was worth \$59.75 more than the options investors received from Barclays.

There is no active secondary market for most structured products. Structured products, including this note, therefore are much less liquid than simple stocks, bonds, notes and mutual funds. Investors are likely to receive less than the structured product's estimated market value if they try to sell the structured product prior to maturity. Our valuations do not incorporate this relative lack of liquidity and therefore should be considered an upper bound on the value of the structured product.

**Payoff Curve at Maturity**



The payoff diagram shows the final payoff of this note given Financial Select Sector SPDR Fund's share price (horizontal axis). For comparison, the dashed line shows the payoff if you invested in Financial Select Sector SPDR Fund directly.

**Related Research**

**Research Papers:**  
[www.slcg.com/research.php](http://www.slcg.com/research.php)

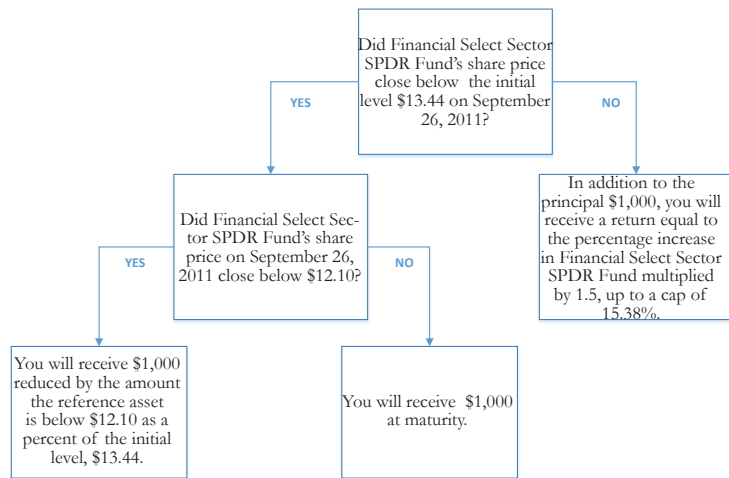
- "Are Structured Products Suitable for Retail Investors?" December 2006.
- "Structured Products in the Aftermath of Lehman Brothers," November 2009.
- "What TiVo and JP Morgan Teach Us about Reverse Convertibles," June 2010.

**Tim Husson, Ph.D.,**  
 Senior Financial Economist, SLCG  
 (+1) 703.890.0743  
[TimHusson@slcg.com](mailto:TimHusson@slcg.com)

### Principal Payback Table

Financial Select Sector SPDR Fund	Note Payoff
\$0.00	\$100.00
\$1.34	\$200.00
\$2.69	\$300.00
\$4.03	\$400.00
\$5.38	\$500.00
\$6.72	\$600.00
\$8.06	\$700.00
\$9.41	\$800.00
\$10.75	\$900.00
\$12.10	\$1,000.00
<b>\$13.44</b>	<b>\$1,000.00</b>
\$14.78	\$1,150.00
\$16.13	\$1,153.75
\$17.47	\$1,153.75
\$18.82	\$1,153.75
\$20.16	\$1,153.75

### Maturity Payoff Diagram

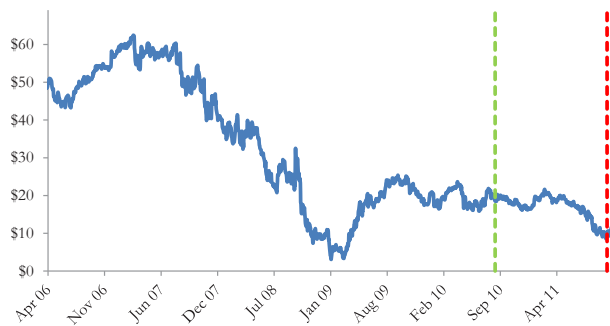


The contingent payoffs of this Buffered SuperTrack Note.

### Analysis

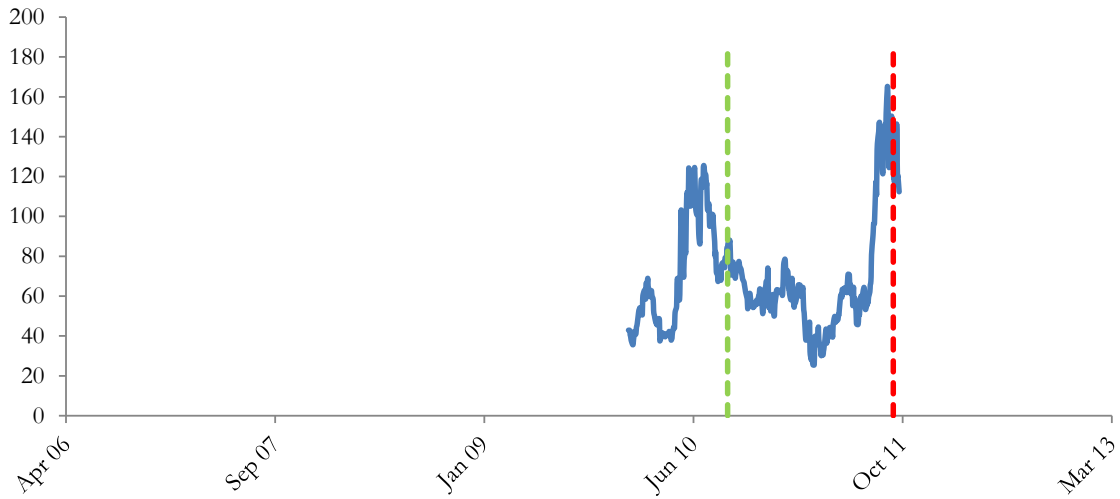
This Buffered SuperTrack Note pays investors the increase in Financial Select Sector SPDR Fund multiplied by 1.5 capped at 15.38%, but if Financial Select Sector SPDR Fund declines over the term of the note, investors will suffer losses equal to the percentage decline in Financial Select Sector SPDR Fund. In addition, investors bear the credit risk of Barclays. Investors purchasing this Buffered SuperTrack Note effectively sell at-the-money put and out-of-the-money call options to Barclays, buy at-the-money call options, and a zero-coupon note from Barclays. This Buffered SuperTrack Note is fairly priced if and only if the market value of the options investors received from Barclays equals the market value of the options investors gave Barclays plus the interest investors would have received on Barclays's straight debt.

### Barclays's Stock Price



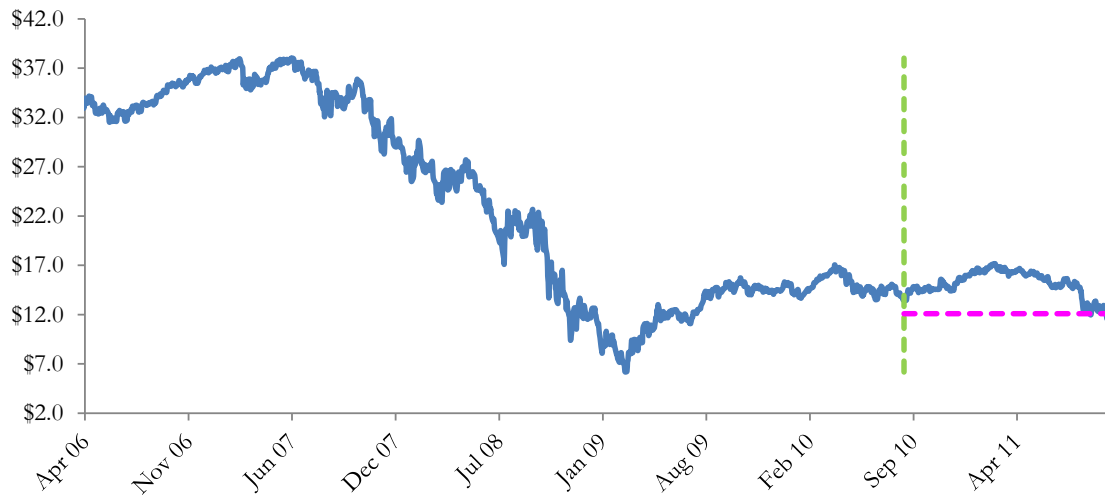
The graph above shows the adjusted closing price of the issuer Barclays for the past several years. The stock price of the issuer is an indication of the financial strength of Barclays. The adjusted price shown above incorporates any stock split, reverse stock split, etc.

**Barclays's CDS Rate**



*Credit default swap (CDS) rates are the market price that investors require to bear credit risk of an issuer such as Barclays. CDS rates are usually given in basis points (bps). One basis point equals 0.01%. Higher CDS rates reflect higher perceived credit risk, higher required yields, and therefore lower market value of Barclays's debt, including outstanding Buffered SuperTrack Note. Fluctuations in Barclays's CDS rate impact the market value of the notes in the secondary market.*

**Financial Select Sector SPDR Fund's Share Price**

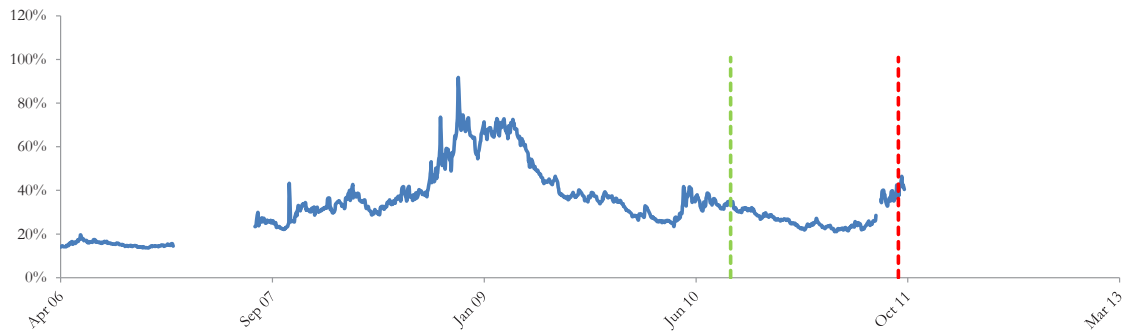


*The graph above shows the historical levels of Financial Select Sector SPDR Fund for the past several years. The final payoff of this note is determined by Financial Select Sector SPDR Fund's share price at maturity. Higher fluctuations in Financial Select Sector SPDR Fund's share price correspond to a greater uncertainty in the final payout of this Buffered SuperTrack Note.*

**Realized Payoff**

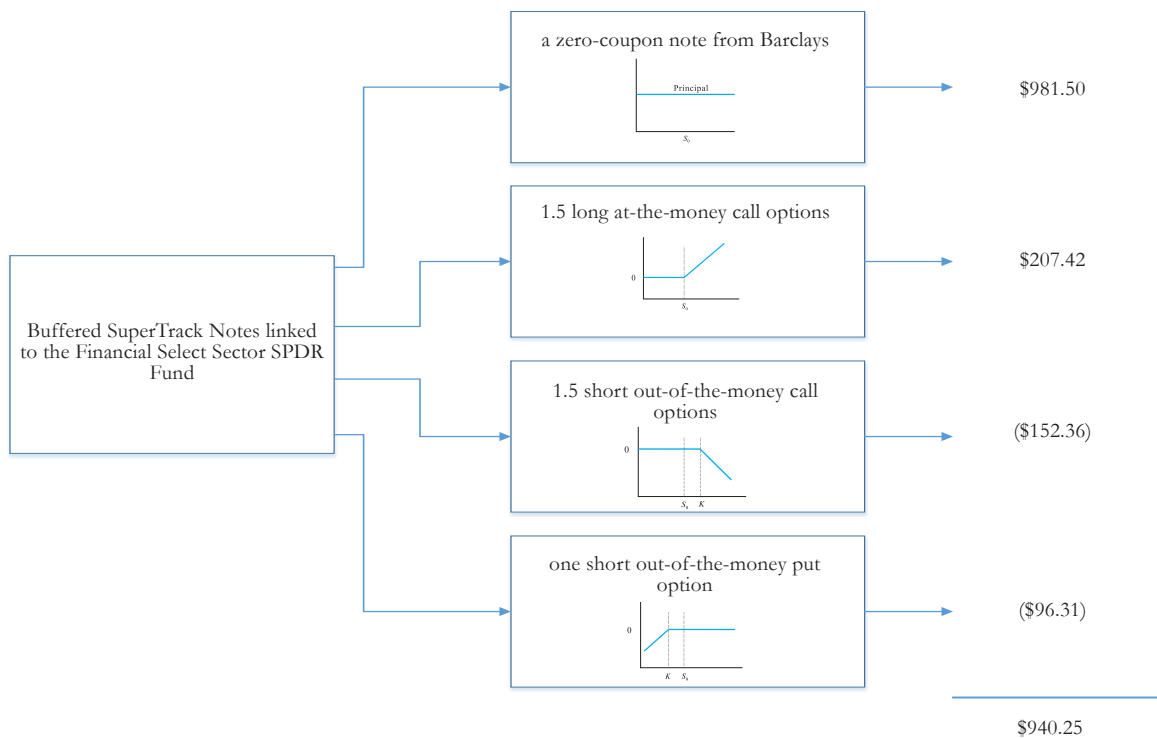
This note matured on September 29, 2011 and investors received \$1,000.00 per note.

## Reference Asset Financial Select Sector SPDR Fund's Implied Volatility



The annualized implied volatility of Financial Select Sector SPDR Fund on August 26, 2010 was 35.51%, meaning that options contracts on Financial Select Sector SPDR Fund were trading at prices that reflect an expected annual volatility of 35.51%. The higher the implied volatility, the larger the expected fluctuations of Financial Select Sector SPDR Fund's share price and of the Note's market value during the life of the Notes.

## Decomposition of this Buffered SuperTrack Note



This note can be decomposed into different components, and each component can be valued separately. The chart above shows the value of each component of this Buffered SuperTrack Note.

1. Delta measures the sensitivity of the price of the note to the Financial Select Sector SPDR Fund's share price on August 26, 2010.
2. CDS rates can be considered a measure of the probability that an issuer will default over a certain period of time and the likely loss given a default. The lower the CDS rate, the lower the default probability. CDS rate is given in basis points (1 basis point equals 0.01%), and is considered as a market premium, on top of the risk-free rate, that investors require to insure against a potential default.
3. Fair price evaluation is based on the Black-Scholes model of the Financial Select Sector SPDR Fund on August 26, 2010.
4. Calculated payout at maturity is only an approximation, and may differ from actual payouts at maturity.
5. Our evaluation does not include any transaction fees, broker commissions, or liquidity discounts on the notes.