

Report Prepared On: 02/01/13

Structured Product Details

Name Principal Protected Notes linked to the S&P 500 Index

Issue Size \$10.00 million
Issue Price \$1,000
Term 60 Months
Annualized Coupon 0.00%

Pricing Date March 4, 2010
Issue Date March 9, 2010
Valuation Date March 4, 2015
Maturity Date March 9, 2015

Issuer Barclays
CDS Rate 88.09 bps
Swap Rate 2.53%

Reference Asset the S&P 500 Index

Initial Level 1,121.35
Dividend Rate 1.99%
Implied Volatility 20.69%
Delta¹ 0.27

Fair Price at Issue \$946.62

CUSIP 06740JZJ2
SEC Link www.sec.gov/Archives/edgar/data/312070/000119312510049062/d424b2.htm

Related Research

Research Papers:

www.slcg.com/research.php

- "Are Structured Products Suitable for Retail Investors?" December 2006.
- "Structured Products in the Aftermath of Lehman Brothers," November 2009.
- "What TiVo and JP Morgan Teach Us about Reverse Convertibles," June 2010.

Tim Dulaney, Ph.D.,
Senior Financial Economist, SLCG
(+1) 703.539.6777
TimDulaney@slcg.com

Principal Protected Notes linked to the S&P 500 Index

Description

Barclays issued \$10.00 million of Principal Protected Notes linked to the S&P 500 Index on March 9, 2010 at \$1,000 per note.

This Principal Protected Note (PPN) does not pay periodic coupons, but instead pays a single amount at maturity depending on the final level of the S&P 500 Index. It is called 'principal protected' because the minimum payout of the note at maturity is the initial issue price, so long as Barclays does not default.

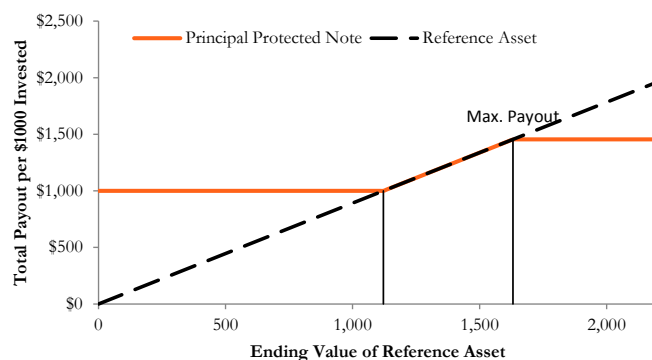
If the S&P 500 Index on March 4, 2015 is lower than or equal to 1,121.35, investors receive the principal of the notes, \$1,000. If the S&P 500 Index on March 4, 2015 is higher than 1,121.35, in addition to the \$1,000 principal, investors will receive a return equal to the percentage increase, above 1,121.35, in the S&P 500 Index, up to a maximum of 45.50%.

Valuation

This PPN linked to the S&P 500 Index can be valued as a combination of a zero-coupon note from Barclays, one long at-the-money call option on the the S&P 500 Index, and one short out-of-the-money call option on the the S&P 500 Index. For reasonable valuation inputs this note was worth \$946.62 when it was issued on March 9, 2010, because the value of the options investors gave Barclays plus the interest investors would have received on Barclays's par debt was worth \$53.38 more than the options investors received from Barclays.

There is no active secondary market for most structured products. Structured products, including this note, therefore are much less liquid than simple stocks, bonds, notes and mutual funds. Investors are likely to receive less than the structured product's estimated market value if they try to sell the structured product prior to maturity. Our valuations do not incorporate this relative lack of liquidity and therefore should be considered an upper bound on the value of the structured product.

Payoff Curve at Maturity

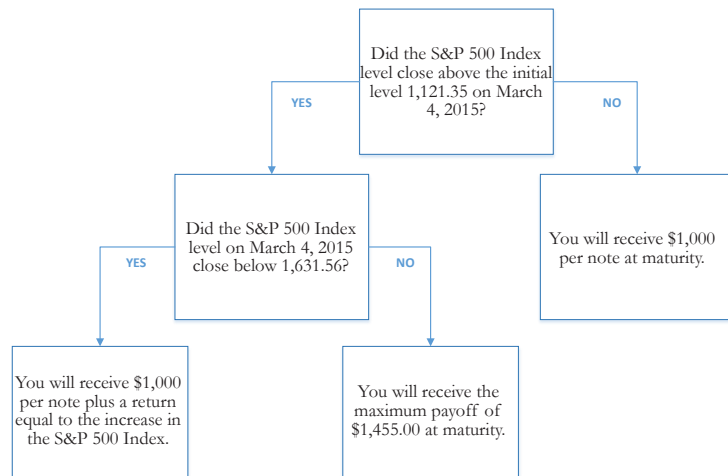


The payoff diagram shows the final payoff of this note given the S&P 500 Index level (horizontal axis). For comparison, the dashed line shows the payoff if you invested in the S&P 500 Index directly.

Principal Payback Table

The S&P 500 Index	Note Payoff
0.00	\$1,000.00
112.14	\$1,000.00
224.27	\$1,000.00
336.41	\$1,000.00
448.54	\$1,000.00
560.68	\$1,000.00
672.81	\$1,000.00
784.95	\$1,000.00
897.08	\$1,000.00
1,009.22	\$1,000.00
1,121.35	\$1,000.00
1,233.49	\$1,100.00
1,345.62	\$1,200.00
1,457.76	\$1,300.00
1,569.89	\$1,400.00
1,682.03	\$1,455.00

Maturity Payoff Diagram

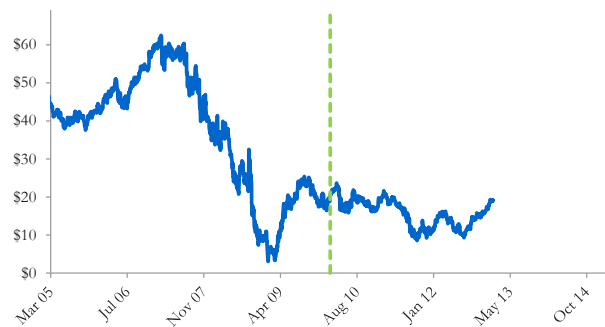


The contingent payoffs of this Principal Protected Note.

Analysis

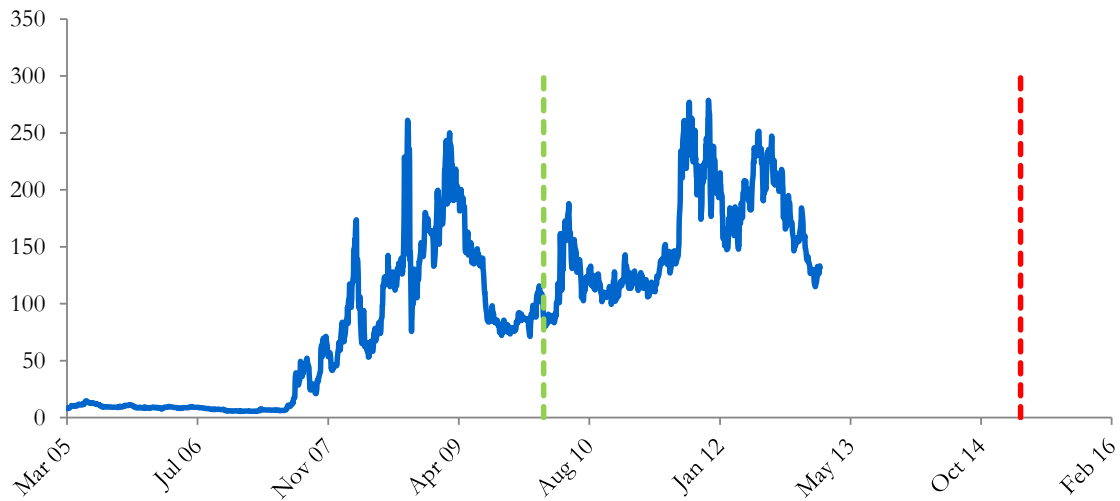
“Principal protected” is a misleading label previously used to refer to structured products that pay at least the note’s face value at maturity if the issuer does not default. Investors purchasing these PPN notes effectively purchase zero-coupon notes and at-the-money call options, and sell out-of-the-money call options, posting the note’s issue price as collateral. That is, investors in these notes receive the payoffs to call options in lieu of interest coupon payments. This PPN note is fairly priced if and only if the net value of the options investors exchanged with Barclays equals the value of interest Barclays pays on its straight debt.

Barclays’s Stock Price



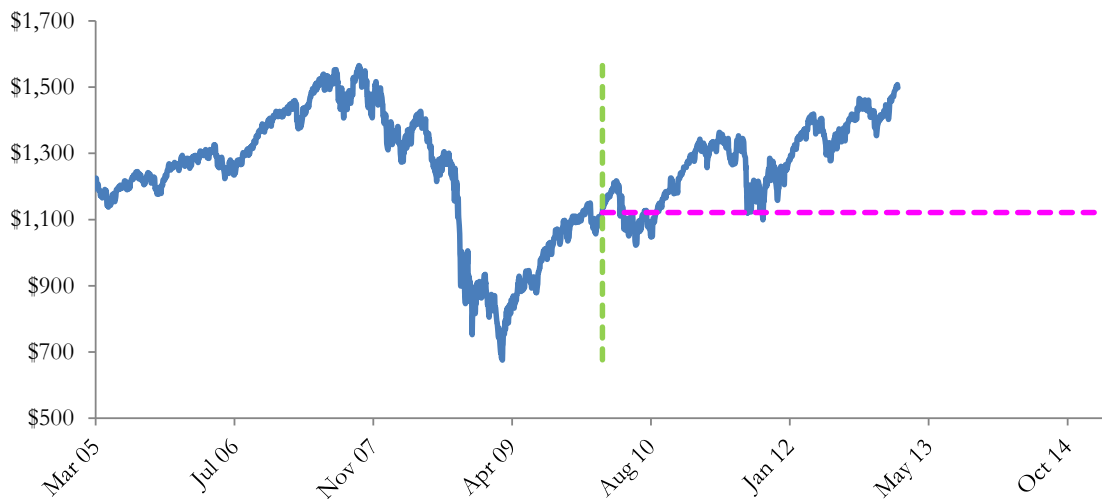
The graph above shows the adjusted closing price of the issuer Barclays for the past several years. The stock price of the issuer is an indication of the financial strength of Barclays. The adjusted price shown above incorporates any stock split, reverse stock split, etc.

Barclays's CDS Rate



Credit default swap (CDS) rates are the market price that investors require to bear credit risk of an issuer such as Barclays. CDS rates are usually given in basis points (bps). One basis point equals 0.01%. Higher CDS rates reflect higher perceived credit risk, higher required yields, and therefore lower market value of Barclays's debt, including outstanding Principal Protected Note. Fluctuations in Barclays's CDS rate impact the market value of the notes in the secondary market.

The S&P 500 Index Level

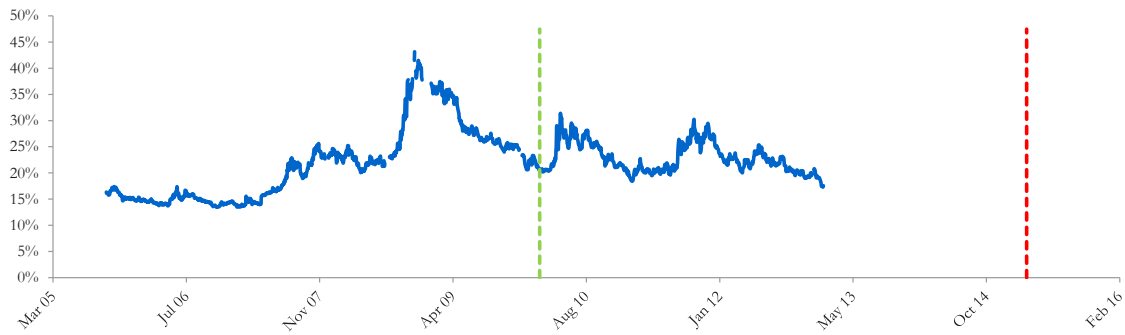


The graph above shows the historical levels of the S&P 500 Index for the past several years. The final payoff of this note is determined by the S&P 500 Index level at maturity. Higher fluctuations in the S&P 500 Index level correspond to a greater uncertainty in the final payout of this Principal Protected Note.

Realized Payoff

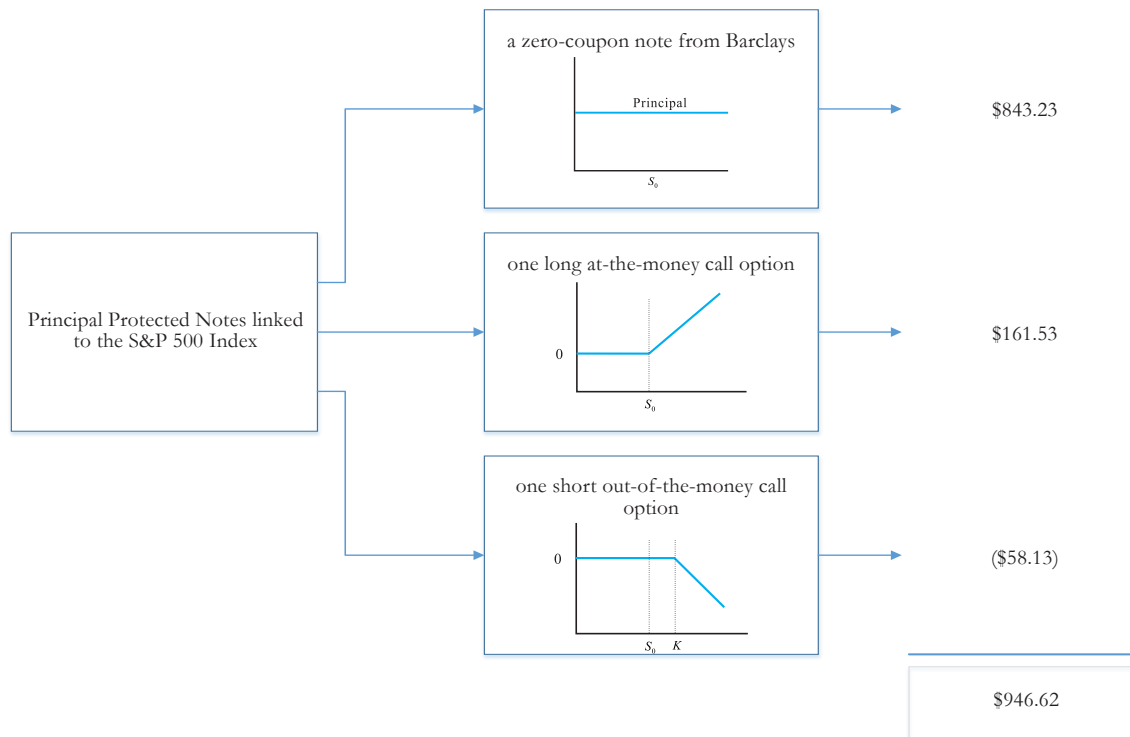
This product will mature on March 9, 2015.

Reference Asset The S&P 500 Index's Implied Volatility



The annualized implied volatility of the S&P 500 Index on March 4, 2010 was 20.69%, meaning that options contracts on the S&P 500 Index were trading at prices that reflect an expected annual volatility of 20.69%. The higher the implied volatility, the larger the expected fluctuations of the S&P 500 Index level and of the Note's market value during the life of the Notes.

Decomposition of this Principal Protected Note



This note can be decomposed into different components, and each component can be valued separately. The chart above shows the value of each component of this Principal Protected Note.

1. Delta measures the sensitivity of the price of the note to the S&P 500 Index level on March 4, 2010.
2. CDS rates can be considered a measure of the probability that an issuer will default over a certain period of time and the likely loss given a default. The lower the CDS rate, the lower the default probability. CDS rate is given in basis points (1 basis point equals 0.01%), and is considered as a market premium, on top of the risk-free rate, that investors require to insure against a potential default.
3. Fair price evaluation is based on the Black-Scholes model of the S&P 500 Index on March 4, 2010.
4. Calculated payout at maturity is only an approximation, and may differ from actual payouts at maturity.
5. Our evaluation does not include any transaction fees, broker commissions, or liquidity discounts on the notes.