

Report Prepared On: 10/29/12

Structured Product Details

Name	Buffered SuperTrack Notes linked to the SPDR Trust, Series 1
Issue Size	\$1.50 million
Issue Price	\$1,000
Term	18 Months
Annualized Coupon	0.00%
Pricing Date	January 26, 2010
Issue Date	January 29, 2010
Valuation Date	July 26, 2011
Maturity Date	July 29, 2011
Issuer	Barclays
CDS Rate	57.98 bps
Swap Rate	0.97%
Reference Asset	SPDR S&P 500 ETF Trust's stock
Initial Level	\$109.29
Dividend Rate	1.97%
Implied Volatility	21.67%
Delta¹	0.5
Fair Price at Issue	\$964.78
Realized Return	8.83%
CUSIP	06740JHJ2
SEC Link	www.sec.gov/Archives/edgar/data/312070/000119312510016116/d424b2.htm

Related Research

Research Papers:

www.slcg.com/research.php

- "Are Structured Products Suitable for Retail Investors?" December 2006.
- "Structured Products in the Aftermath of Lehman Brothers," November 2009.
- "What TiVo and JP Morgan Teach Us about Reverse Convertibles," June 2010.

Tim Husson, Ph.D.,
Senior Financial Economist, SLCG
(+1) 703.890.0743
TimHusson@slcg.com

Buffered SuperTrack Notes linked to the SPDR Trust, Series 1

Description

Barclays issued \$1.50 million of Buffered SuperTrack Notes linked to the SPDR Trust, Series 1 on January 29, 2010 at \$1,000 per note.

These notes are Barclays-branded Buffered PLUS securities that do not pay periodic coupons, but instead pay a single amount at maturity depending on the final level of SPDR S&P 500 ETF Trust's stock.

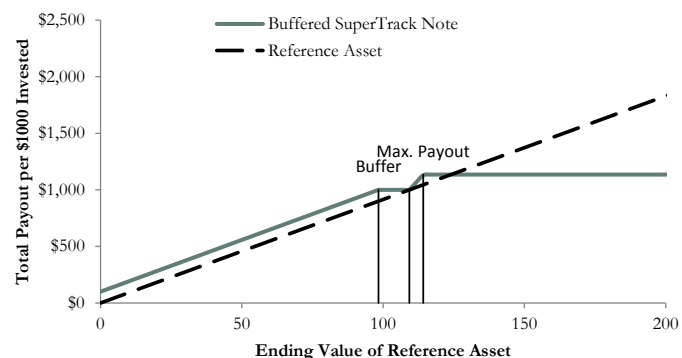
If on July 26, 2011 SPDR S&P 500 ETF Trust's stock price is higher than \$109.29, but lower than \$114.21, the notes pay a return equal to the percentage increase in SPDR S&P 500 ETF Trust's stock multiplied by 3.0, up to a cap of 13.50%. If on July 26, 2011 SPDR S&P 500 ETF Trust's stock price is below \$109.29 but not below \$98.36, investors receive \$1,000 face value per note. If SPDR S&P 500 ETF Trust's stock price on July 26, 2011 is lower than \$98.36, investors receive face value per note reduced by the amount the reference asset is below \$98.36 as a percent of the initial level, \$109.29.

Valuation

This Buffered SuperTrack Note linked to SPDR S&P 500 ETF Trust's stock can be valued as a combination of a note from Barclays, one short out-of-the-money put option, three long at-the-money call options, and three short out-of-the-money call options. For reasonable valuation inputs this note was worth \$964.78 when it was issued on January 29, 2010 because the value of the options investors gave Barclays plus the interest investors would have received on Barclays's straight debt was worth \$35.22 more than the options investors received from Barclays.

There is no active secondary market for most structured products. Structured products, including this note, therefore are much less liquid than simple stocks, bonds, notes and mutual funds. Investors are likely to receive less than the structured product's estimated market value if they try to sell the structured product prior to maturity. Our valuations do not incorporate this relative lack of liquidity and therefore should be considered an upper bound on the value of the structured product.

Payoff Curve at Maturity

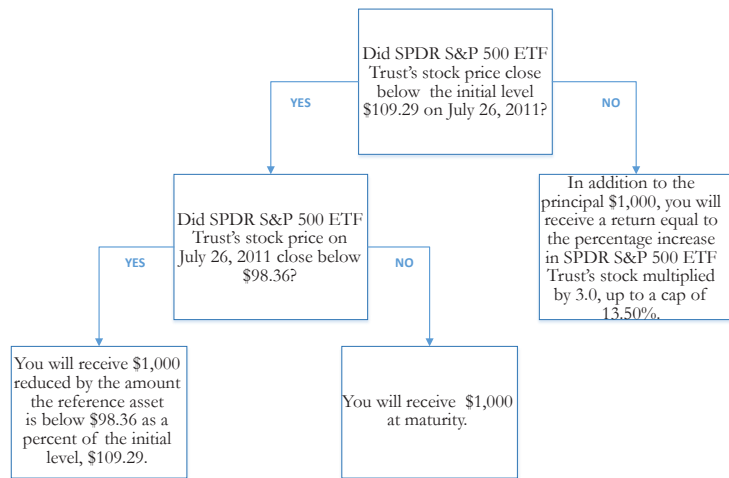


The payoff diagram shows the final payoff of this note given SPDR S&P 500 ETF Trust's stock price (horizontal axis). For comparison, the dashed line shows the payoff if you invested in SPDR S&P 500 ETF Trust's stock directly.

Principal Payback Table

SPDR S&P 500 ETF Trust's Stock	Note Payoff
\$0.00	\$100.00
\$10.93	\$200.00
\$21.86	\$300.00
\$32.79	\$400.00
\$43.72	\$500.00
\$54.65	\$600.00
\$65.57	\$700.00
\$76.50	\$800.00
\$87.43	\$900.00
\$98.36	\$1,000.00
\$109.29	\$1,000.00
\$120.22	\$1,135.00
\$131.15	\$1,135.00
\$142.08	\$1,135.00
\$153.01	\$1,135.00
\$163.94	\$1,135.00

Maturity Payoff Diagram

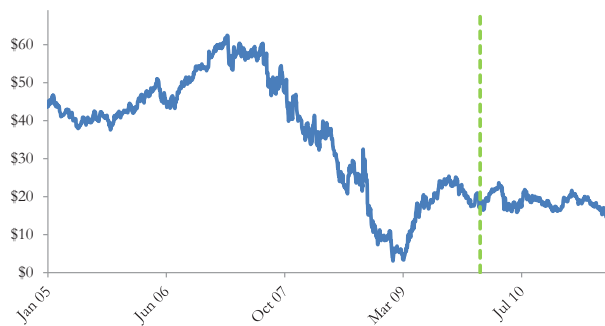


The contingent payoffs of this Buffered SuperTrack Note.

Analysis

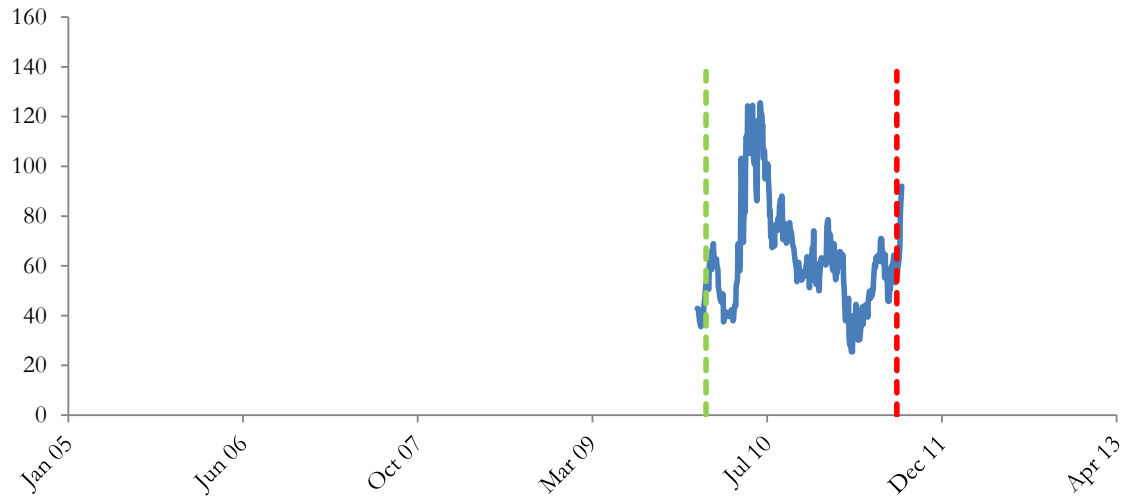
This Buffered SuperTrack Note pays investors the increase in SPDR S&P 500 ETF Trust's stock multiplied by 3.0 capped at 13.50%, but if SPDR S&P 500 ETF Trust's stock declines over the term of the note, investors will suffer losses equal to the percentage decline in SPDR S&P 500 ETF Trust's stock. In addition, investors bear the credit risk of Barclays. Investors purchasing this Buffered SuperTrack Note effectively sell at-the-money put and out-of-the-money call options to Barclays, buy at-the-money call options, and a zero-coupon note from Barclays. This Buffered SuperTrack Note is fairly priced if and only if the market value of the options investors received from Barclays equals the market value of the options investors gave Barclays plus the interest investors would have received on Barclays's straight debt.

Barclays's Stock Price



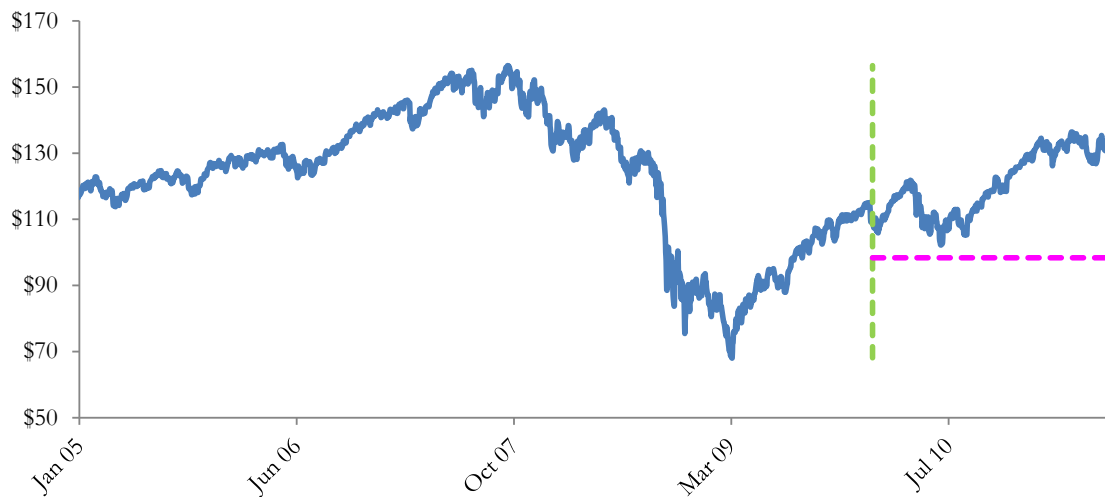
The graph above shows the adjusted closing price of the issuer Barclays for the past several years. The stock price of the issuer is an indication of the financial strength of Barclays. The adjusted price shown above incorporates any stock split, reverse stock split, etc.

Barclays's CDS Rate



Credit default swap (CDS) rates are the market price that investors require to bear credit risk of an issuer such as Barclays. CDS rates are usually given in basis points (bps). One basis point equals 0.01%. Higher CDS rates reflect higher perceived credit risk, higher required yields, and therefore lower market value of Barclays's debt, including outstanding Buffered SuperTrack Note. Fluctuations in Barclays's CDS rate impact the market value of the notes in the secondary market.

SPDR S&P 500 ETF Trust's Stock Price

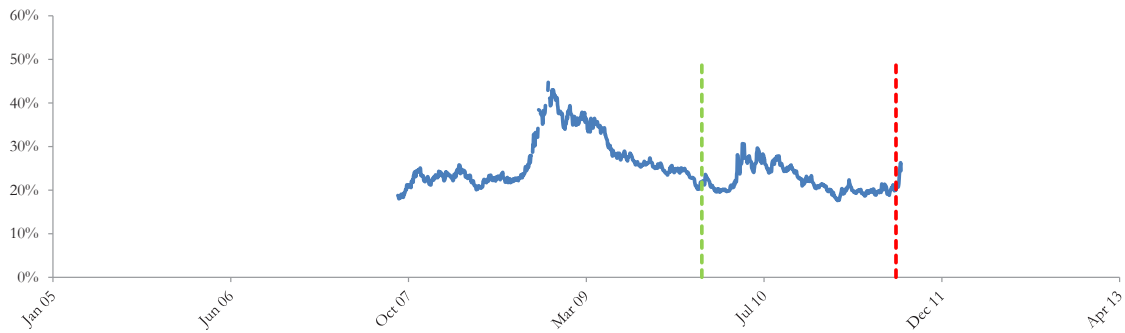


The graph above shows the historical levels of SPDR S&P 500 ETF Trust's stock for the past several years. The final payoff of this note is determined by SPDR S&P 500 ETF Trust's stock price at maturity. Higher fluctuations in SPDR S&P 500 ETF Trust's stock price correspond to a greater uncertainty in the final payout of this Buffered SuperTrack Note.

Realized Payoff

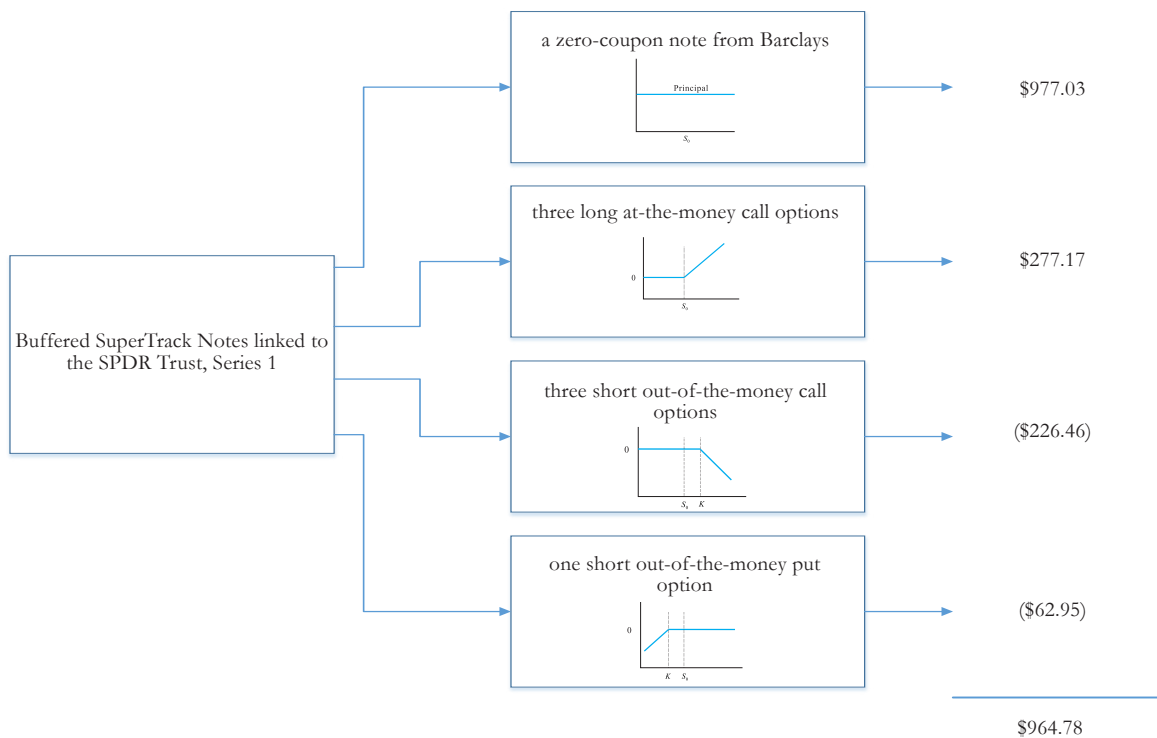
This note matured on July 29, 2011 and investors received \$1,135.00 per note.

Reference Asset SPDR S&P 500 ETF Trust's Stock's Implied Volatility



The annualized implied volatility of SPDR S&P 500 ETF Trust's stock on January 26, 2010 was 21.67%, meaning that options contracts on SPDR S&P 500 ETF Trust's stock were trading at prices that reflect an expected annual volatility of 21.67%. The higher the implied volatility, the larger the expected fluctuations of SPDR S&P 500 ETF Trust's stock price and of the Note's market value during the life of the Notes.

Decomposition of this Buffered SuperTrack Note



This note can be decomposed into different components, and each component can be valued separately. The chart above shows the value of each component of this Buffered SuperTrack Note.

1. Delta measures the sensitivity of the price of the note to the SPDR S&P 500 ETF Trust's stock price on January 26, 2010.
2. CDS rates can be considered a measure of the probability that an issuer will default over a certain period of time and the likely loss given a default. The lower the CDS rate, the lower the default probability. CDS rate is given in basis points (1 basis point equals 0.01%), and is considered as a market premium, on top of the risk-free rate, that investors require to insure against a potential default.
3. Fair price evaluation is based on the Black-Scholes model of the SPDR S&P 500 ETF Trust's stock on January 26, 2010.
4. Calculated payout at maturity is only an approximation, and may differ from actual payouts at maturity.
5. Our evaluation does not include any transaction fees, broker commissions, or liquidity discounts on the notes.