

Report Prepared On: 02/01/13

Structured Product Details

| | |
|----------------------------|--|
| Name | Buffered Super Track Notes linked to the Russell 2000 Index |
| Issue Size | \$185,000 |
| Issue Price | \$1,000 |
| Term | 24 Months |
| Annualized Coupon | 0.00% |
| Pricing Date | April 26, 2011 |
| Issue Date | April 29, 2011 |
| Valuation Date | April 25, 2013 |
| Maturity Date | April 30, 2013 |
| Issuer | Barclays |
| CDS Rate | 59.11 bps |
| Swap Rate | 0.79% |
| Reference Asset | the Russell 2000 Index |
| Initial Level | 853.04 |
| Dividend Rate | 1.26% |
| Implied Volatility | 26.94% |
| Delta¹ | 0.41 |
| Fair Price at Issue | \$947.80 |
| CUSIP | 06738KHA2 |
| SEC Link | www.sec.gov/Archives/edgar/data/312070/00011931251114272/d424b2.htm |

Related Research

Research Papers:

www.slcg.com/research.php

- "Are Structured Products Suitable for Retail Investors?" December 2006.
- "Structured Products in the Aftermath of Lehman Brothers," November 2009.
- "What TiVo and JP Morgan Teach Us about Reverse Convertibles," June 2010.

Tim Husson, Ph.D.,
 Senior Financial Economist, SLCG
 (+1) 703.890.0743
TimHusson@slcg.com

Buffered Super Track Notes linked to the Russell 2000 Index

Description

Barclays issued \$185,000 of Buffered Super Track Notes linked to the Russell 2000 Index on April 29, 2011 at \$1,000 per note.

These notes are Barclays-branded Buffered PLUS securities that do not pay periodic coupons, but instead pay a single amount at maturity depending on the final level of the Russell 2000 Index.

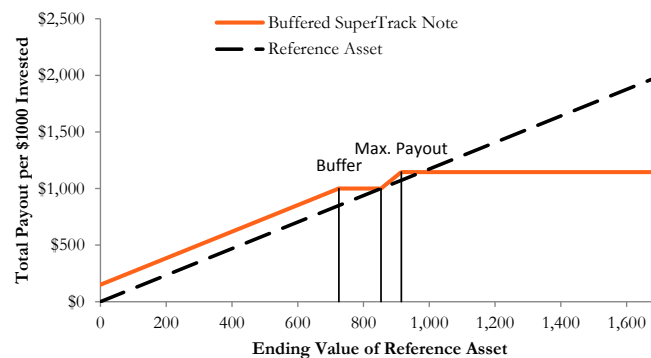
If on April 25, 2013 the Russell 2000 Index level is higher than 853.04, but lower than 914.89, the notes pay a return equal to the percentage increase in the Russell 2000 Index multiplied by 2.0, up to a cap of 14.50%. If on April 25, 2013 the refe is below 853.04 but not below 725.08, investors receive \$1,000 face value per note. If the Russell 2000 Index level on April 25, 2013 is lower than 725.08, investors receive face value per note reduced by the amount the reference asset is below 725.08 as a percent of the initial level, 853.04.

Valuation

This product can be valued as a combination of a note from Barclays, one short out-of-the-money put option, two long at-the-money call options, and two short out-of-the-money call options. For reasonable valuation inputs this note was worth \$947.80 when it was issued on April 29, 2011 because the value of the options investors gave Barclays plus the interest investors would have received on Barclays's straight debt was worth \$52.20 more than the options investors received from Barclays.

There is no active secondary market for most structured products. Structured products, including this note, therefore are much less liquid than simple stocks, bonds, notes and mutual funds. Investors are likely to receive less than the structured product's estimated market value if they try to sell the structured product prior to maturity. Our valuations do not incorporate this relative lack of liquidity and therefore should be considered an upper bound on the value of the structured product.

Payoff Curve at Maturity

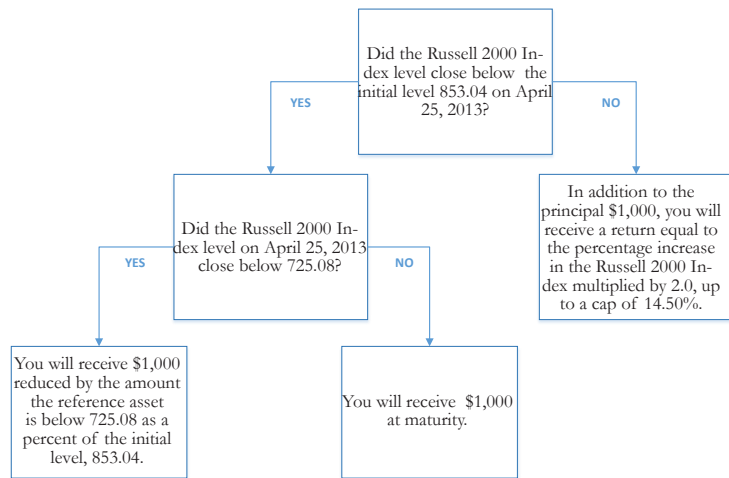


The payoff diagram shows the final payoff of this note given the Russell 2000 Index level (horizontal axis). For comparison, the dashed line shows the payoff if you invested in the Russell 2000 Index directly.

Principal Payback Table

| The Russell 2000 Index | Note Payoff |
|------------------------|-------------------|
| 0.00 | \$150.00 |
| 85.30 | \$250.00 |
| 170.61 | \$350.00 |
| 255.91 | \$450.00 |
| 341.22 | \$550.00 |
| 426.52 | \$650.00 |
| 511.82 | \$750.00 |
| 597.13 | \$850.00 |
| 682.43 | \$950.00 |
| 767.74 | \$1,000.00 |
| 853.04 | \$1,000.00 |
| 938.34 | \$1,145.00 |
| 1,023.65 | \$1,145.00 |
| 1,108.95 | \$1,145.00 |
| 1,194.26 | \$1,145.00 |
| 1,279.56 | \$1,145.00 |

Maturity Payoff Diagram

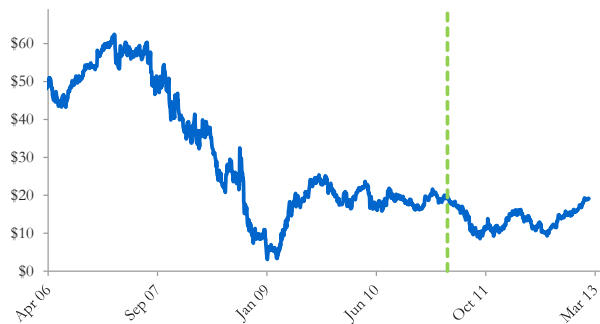


The contingent payoffs of this Buffered SuperTrack Note.

Analysis

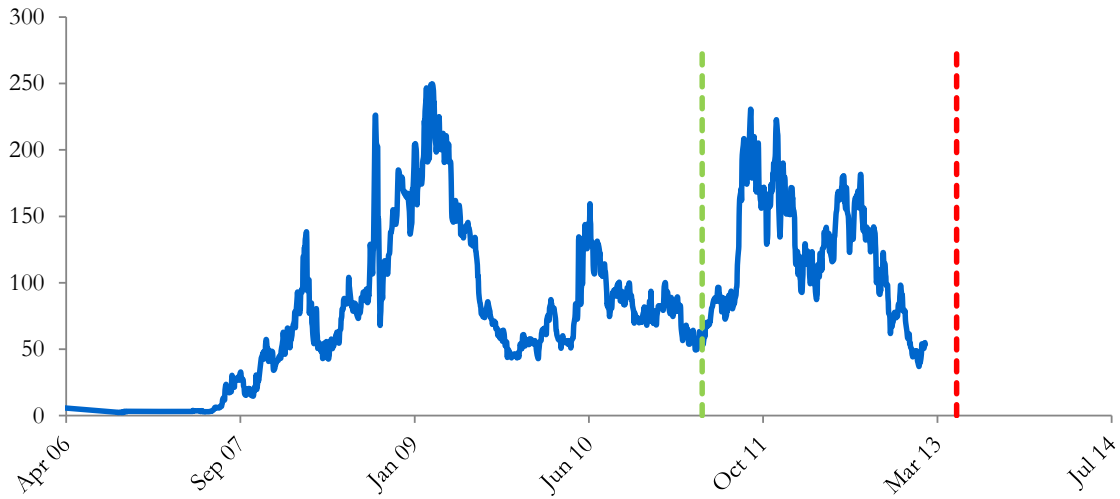
This Buffered SuperTrack Note pays investors the increase in the Russell 2000 Index multiplied by 2.0 capped at 14.50%, but if the Russell 2000 Index declines over the term of the note, investors will suffer losses equal to the percentage decline in the Russell 2000 Index. In addition, investors bear the credit risk of Barclays. Investors purchasing this Buffered SuperTrack Note effectively sell at-the-money put and out-of-the-money call options to Barclays, buy at-the-money call options, and a zero-coupon note from Barclays. This Buffered SuperTrack Note is fairly priced if and only if the market value of the options investors received from Barclays equals the market value of the options investors gave Barclays plus the interest investors would have received on Barclays's straight debt.

Barclays's Stock Price



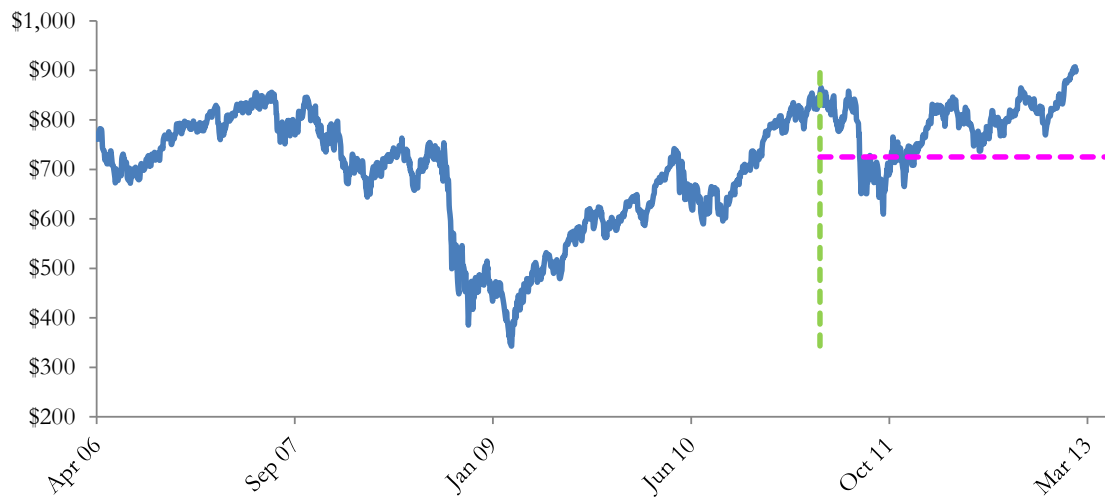
The graph above shows the adjusted closing price of the issuer Barclays for the past several years. The stock price of the issuer is an indication of the financial strength of Barclays. The adjusted price shown above incorporates any stock split, reverse stock split, etc.

Barclays's CDS Rate



Credit default swap (CDS) rates are the market price that investors require to bear credit risk of an issuer such as Barclays. CDS rates are usually given in basis points (bps). One basis point equals 0.01%. Higher CDS rates reflect higher perceived credit risk, higher required yields, and therefore lower market value of Barclays's debt, including outstanding Buffered SuperTrack Note. Fluctuations in Barclays's CDS rate impact the market value of the notes in the secondary market.

The Russell 2000 Index Level

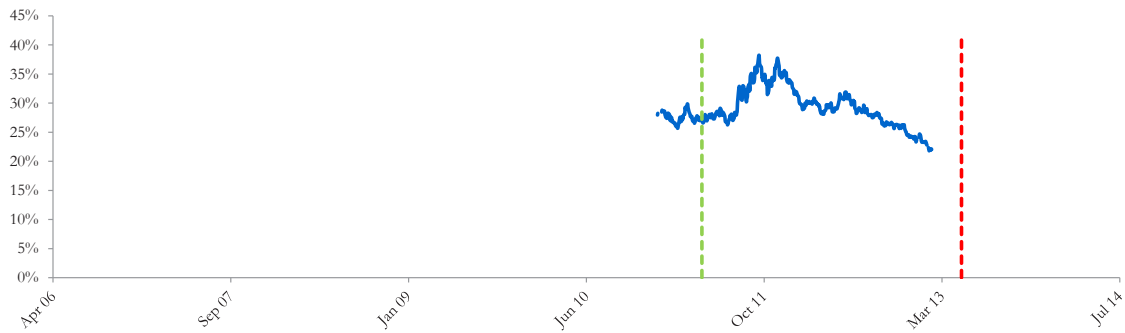


The graph above shows the historical levels of the Russell 2000 Index for the past several years. The final payoff of this note is determined by the Russell 2000 Index level at maturity. Higher fluctuations in the Russell 2000 Index level correspond to a greater uncertainty in the final payout of this Buffered SuperTrack Note.

Realized Payoff

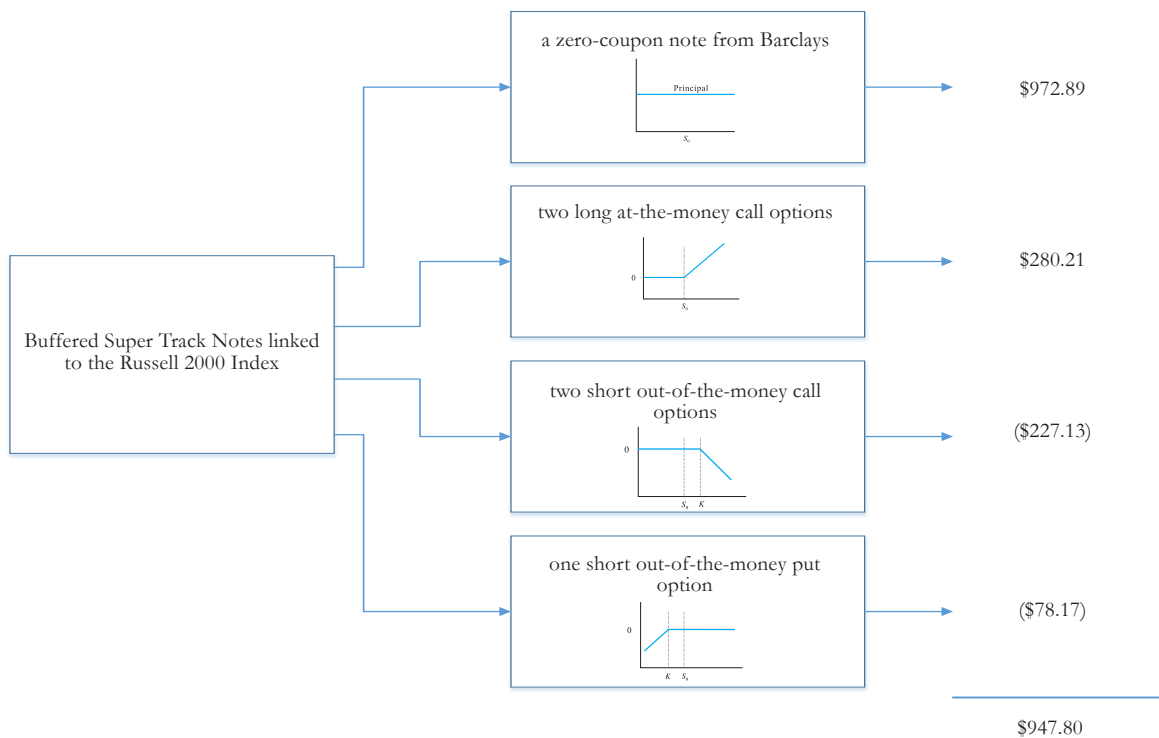
This product will mature on April 30, 2013.

Reference Asset The Russell 2000 Index's Implied Volatility



The annualized implied volatility of the Russell 2000 Index on April 26, 2011 was 26.94%, meaning that options contracts on the Russell 2000 Index were trading at prices that reflect an expected annual volatility of 26.94%. The higher the implied volatility, the larger the expected fluctuations of the Russell 2000 Index level and of the Note's market value during the life of the Notes.

Decomposition of this Buffered SuperTrack Note



This note can be decomposed into different components, and each component can be valued separately. The chart above shows the value of each component of this Buffered SuperTrack Note.

1. Delta measures the sensitivity of the price of the note to the the Russell 2000 Index level on April 26, 2011.
2. CDS rates can be considered a measure of the probability that an issuer will default over a certain period of time and the likely loss given a default. The lower the CDS rate, the lower the default probability. CDS rate is given in basis points (1 basis point equals 0.01%), and is considered as a market premium, on top of the risk-free rate, that investors require to insure against a potential default.
3. Fair price evaluation is based on the Black-Scholes model of the the Russell 2000 Index on April 26, 2011.
4. Calculated payout at maturity is only an approximation, and may differ from actual payouts at maturity.
5. Our evaluation does not include any transaction fees, broker commissions, or liquidity discounts on the notes.