

Report Prepared On: 02/02/13

Structured Product Details

Name	Coupon Bearing Notes linked to Halliburton Co.
Issue Size	\$37.13 million
Issue Price	\$10
Term	12 Months
Annualized Coupon	9.00%
Pricing Date	February 23, 2012
Issue Date	March 1, 2012
Valuation Date	March 1, 2013
Maturity Date	March 8, 2013
Issuer	Bank of America
CDS Rate	231.88 bps
Swap Rate	1.05%
Reference Asset	Halliburton Co.'s stock
Initial Level	\$38.22
Trigger Price	\$33.65
Conversion Price	TBD
Dividend Rate	0.94%
Implied Volatility	37.59%
Delta¹	0.41
Fair Price at Issue	\$9.15
CUSIP	06051P661
SEC Link	www.sec.gov/Archives/edgar/data/70858/000119312512081919/d307285d424b2.htm

Coupon Bearing Notes linked to Halliburton Co.

Description

Bank of America issued \$37.13 million of Coupon Bearing Notes linked to Halliburton Co. on March 1, 2012 at \$10 per note.

These notes are Bank of America-branded single observation reverse convertibles. Single observation reverse convertibles pay periodic interest coupons and at maturity convert into shares of the reference security if the price of the reference security at the notes' maturity is below the trigger price determined when the notes were issued.

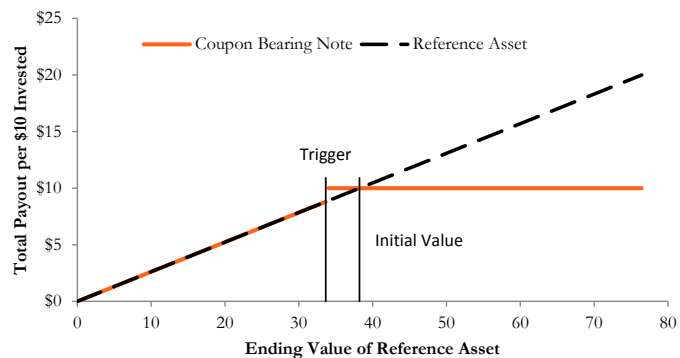
These 12-month notes pay monthly coupons at an annualized rate of 9.00%. In addition to the quarterly coupons, on March 8, 2013 investors will receive the market value of 0.26 share of Halliburton Co.'s stock if on March 1, 2013 Halliburton Co.'s stock closes below \$33.65 (88% of Halliburton Co.'s stock price on February 23, 2012). Otherwise, investors will receive the \$10 face value per note.

Valuation

This Bank of America single observation reverse convertible linked to Halliburton Co.'s stock can be valued as a combination of a note from Bank of America and a short European out-of-the-money cash-or-nothing binary put option, and a short European out-of-the-money put option on Halliburton Co.'s stock. For reasonable valuation inputs this note was worth \$9.15 per \$10 when it was issued on March 1, 2012 because investors were effectively being paid only \$0.56 for giving Bank of America options which were worth \$1.41.

There is no active secondary market for most structured products. Structured products, including this note, therefore are much less liquid than simple stocks, bonds, notes and mutual funds. Investors are likely to receive less than the structured product's estimated market value if they try to sell the structured product prior to maturity. Our valuations do not incorporate this relative lack of liquidity and therefore should be considered an upper bound on the value of the structured product.

Payoff Curve at Maturity



The payoff diagram shows the final payoff of this note given Halliburton Co.'s stock price (horizontal axis). For comparison, the dashed line shows the payoff if you invested in Halliburton Co.'s stock directly.

Related Research

Research Papers:

www.slcg.com/research.php

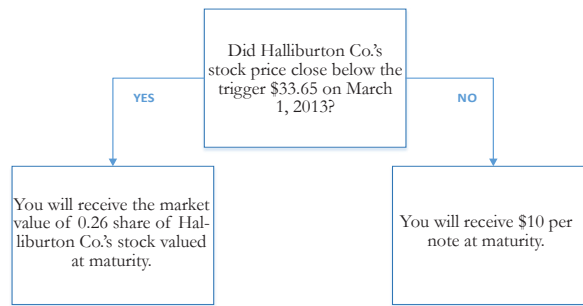
- "Are Structured Products Suitable for Retail Investors?" December 2006.
- "Structured Products in the Aftermath of Lehman Brothers," November 2009.
- "What TiVo and JP Morgan Teach Us about Reverse Convertibles," June 2010.

Mike Yan, Ph.D.,
 Senior Financial Economist, SLCG
 (+1) 703.539.6780
MikeYan@slcg.com

Principal Payback Table

Halliburton Co.'s Stock	Note Payoff
\$0.00	\$0.00
\$3.82	\$1.00
\$7.64	\$2.00
\$11.47	\$3.00
\$15.29	\$4.00
\$19.11	\$5.00
\$22.93	\$6.00
\$26.75	\$7.00
\$30.58	\$8.00
\$34.40	\$10.00
\$38.22	\$10.00
\$42.04	\$10.00
\$45.86	\$10.00
\$49.69	\$10.00
\$53.51	\$10.00
\$57.33	\$10.00

Maturity Payoff Diagram



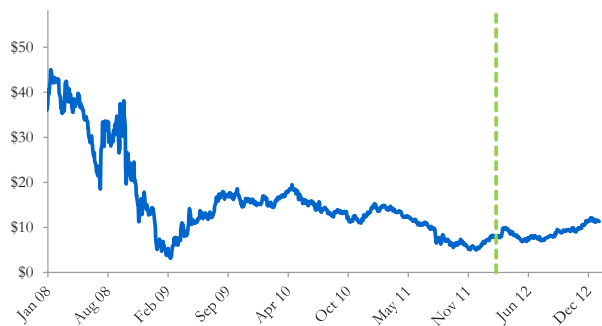
The contingent payoffs of this Coupon Bearing Note.

Analysis

This single observation reverse convertible's 9.00% coupon rate is higher than the yield Bank of America paid on its straight debt but, in addition to Bank of America's credit risk, investors bear the risk that they will receive shares of Halliburton Co.'s stock when those shares are worth substantially less than the face value of the note at maturity.

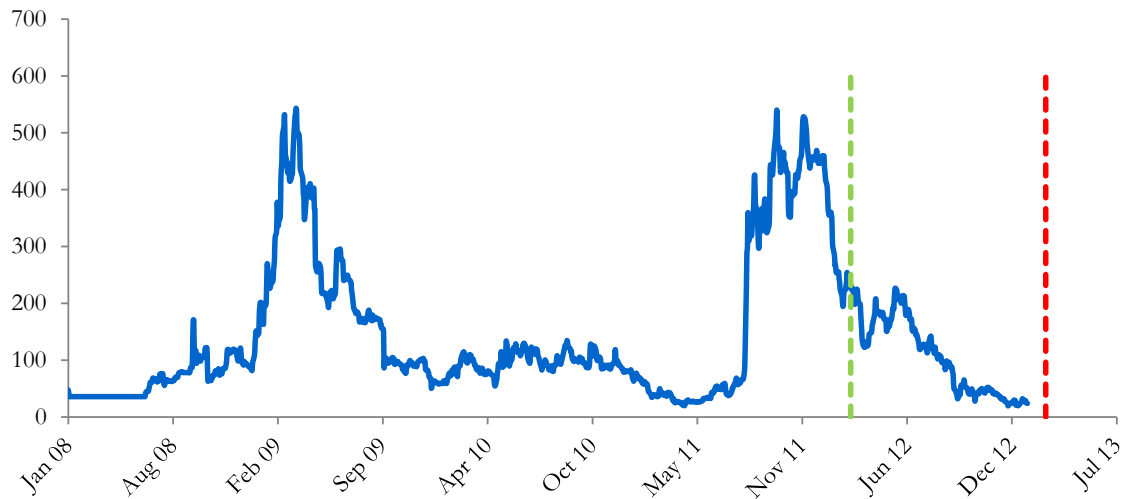
Investors purchasing these reverse convertibles effectively sell put options to Bank of America and post the note's issue price as collateral to secure satisfaction of the investors' obligations under the option contracts. Bank of America pays investors a "coupon" that is part payment for the put options and part interest on the investors' posted collateral. This reverse convertible is fairly priced if and only if the difference between the reverse convertible's "coupon rate" and interest paid on Bank of America's straight debt equals the value of the put option investors are giving to Bank of America. Whether this reverse convertible is suitable or not is identically equivalent to whether selling put options on the reference stock at the option premium being paid by Bank of America was suitable for the investor.

Bank of America's Stock Price



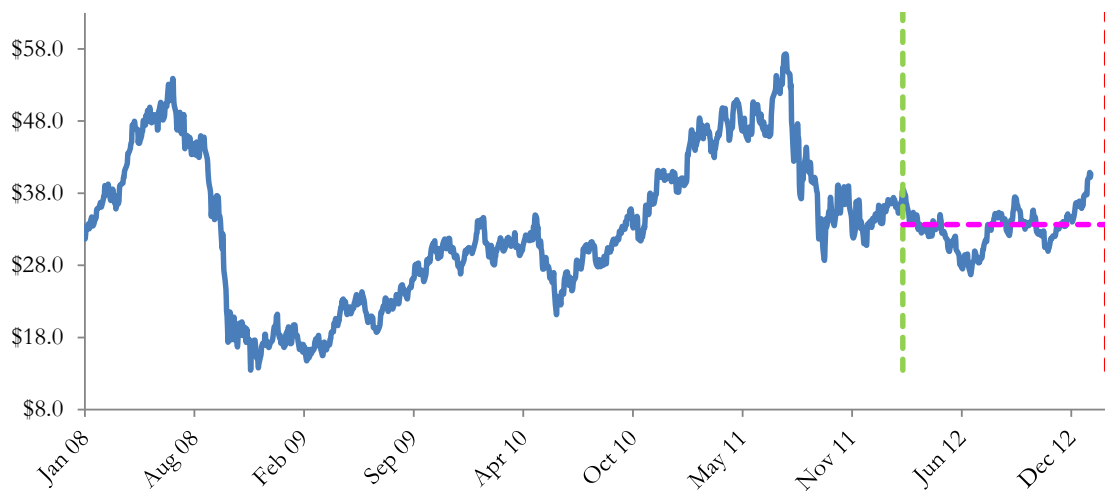
The graph above shows the adjusted closing price of the issuer Bank of America for the past several years. The stock price of the issuer is an indication of the financial strength of Bank of America. The adjusted price shown above incorporates any stock split, reverse stock split, etc.

Bank of America's CDS Rate



Credit default swap (CDS) rates are the market price that investors require to bear credit risk of an issuer such as Bank of America. CDS rates are usually given in basis points (bps). One basis point equals 0.01%. Higher CDS rates reflect higher perceived credit risk, higher required yields, and therefore lower market value of Bank of America's debt, including outstanding Coupon Bearing Note. Fluctuations in Bank of America's CDS rate impact the market value of the notes in the secondary market.

Halliburton Co.'s Stock Price

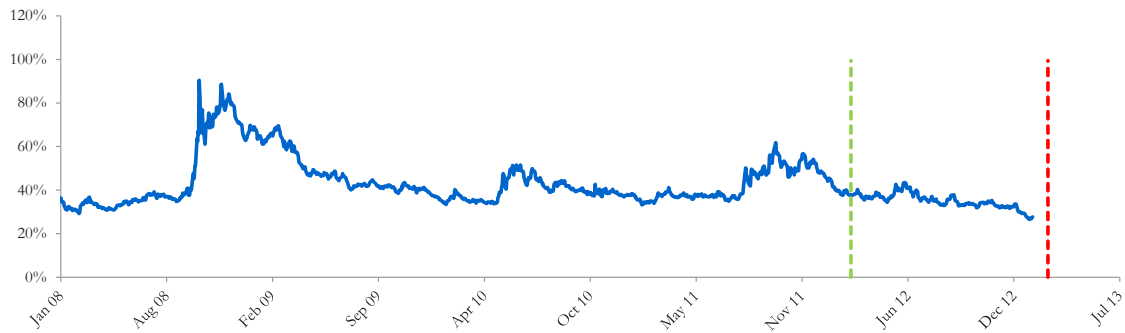


The graph above shows the historical levels of Halliburton Co.'s stock for the past several years. The final payoff of this note is determined by Halliburton Co.'s stock price at maturity. Higher fluctuations in Halliburton Co.'s stock price correspond to a greater uncertainty in the final payout of this Coupon Bearing Note.

Realized Payoff

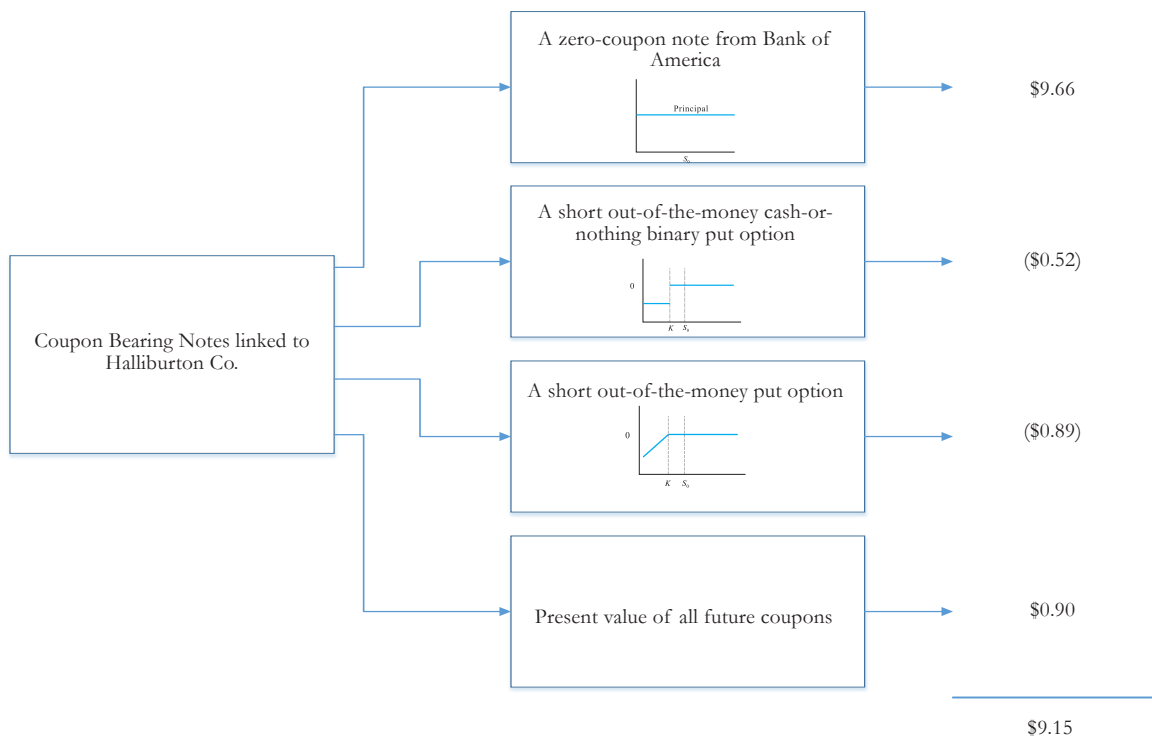
This product will mature on March 8, 2013.

Reference Asset Halliburton Co.'s Stock's Implied Volatility



The annualized implied volatility of Halliburton Co.'s stock on February 23, 2012 was 37.59%, meaning that options contracts on Halliburton Co.'s stock were trading at prices that reflect an expected annual volatility of 37.59%. The higher the implied volatility, the larger the expected fluctuations of Halliburton Co.'s stock price and of the Note's market value during the life of the Notes.

Decomposition of this Coupon Bearing Note



This note can be decomposed into different components, and each component can be valued separately. The chart above shows the value of each component of this Coupon Bearing Note.

1. Delta measures the sensitivity of the price of the note to the Halliburton Co.'s stock price on February 23, 2012.
2. CDS rates can be considered a measure of the probability that an issuer will default over a certain period of time and the likely loss given a default. The lower the CDS rate, the lower the default probability. CDS rate is given in basis points (1 basis point equals 0.01%), and is considered as a market premium, on top of the risk-free rate, that investors require to insure against a potential default.
3. Fair price evaluation is based on the Black-Scholes model of the Halliburton Co.'s stock on February 23, 2012.
4. Calculated payout at maturity is only an approximation, and may differ from actual payouts at maturity.
5. Our evaluation does not include any transaction fees, broker commissions, or liquidity discounts on the notes.